

AP BAHÍA DE CÁDIZ

report 2023



INDEX

0	Introduction	4
	Graphics	30
	Environmental report	34
1	Financial statements	62
2	Technical specifications of the port	68
3	Works or activities authorized to private operators	102
4	Port statistics	123
5	Port utilization	164
6	Works	173
7	Regular shippings lines	177
D	Important addresses	180
M+P	Maps and photographs	186

Annual report 2023.
 Design and layout: Commercial Department and
 Communication Department of the APBC

Port of Cadiz Bay
 Plaza de España, 17
 11006 Cádiz.
 +34 956 24 04 00 Fax: +34 956 24 04 76
 www.puertocadiz.com





INTRODUCTION

PRESIDENT'S GREETING


If I had to summarize the year in one sentence, I would say that in 2023 the Port of Cadiz Bay has managed to guarantee its future competitiveness by ensuring its infrastructure capacity for the coming years, as well as its connectivity by road, rail and sea. The awarding of Phase II of the New Container Terminal has been, without a doubt, the greatest milestone in this commitment to guarantee the future needs of the port in the medium and long term, while also marking a definitive qualitative leap in terms of port infrastructures.

The project for Phase II of the New Container Terminal consists of the extension of the pier previously executed in Phase I by 510.45 meters, which will result in a total berthing line of 1,100 meters, with a draft of 16 meters with respect to the port's zero. The esplanade area will be increased by approximately 10 hectares, resulting in a terminal with a total of 40 hectares dedicated to container traffic (Lo-Lo). Acciona Construcción, S.A. will be the company in charge of executing the work, for an amount of 54.6 million euros. This contract is part of the project "CADIZ CONTAINER MULTIMODAL TERMINAL AND LAND ACCESS. PHASE II", (its acronym is "21-ES-TG-CADIZMULTIMODAL"), co-financed by the European Commission through the 2021 call for CEF funds (Connecting Europe Facility), amounting to 15.65 million euros.

In terms of port connectivity, in 2023 progress was also made with other significant investments, in terms of access by land - with the approval of the project for completion of the access tunnel to the New Container Terminal and rail access to that infrastructure and to La Cabezueta-Puerto Real, with significant progress in their state of execution - and access by sea, with progress in increasing the depth of the access channel.

2023 has also solidified the foundations and reaffirmed our two strategic pillars for the future: sustainability, as well as digitalization and innovation.

In terms of environmental sustainability, we have partially reaped the fruits of our labor in recent years, with the achievement of ISO 14001 Certification, proof that we are doing things right.



Additional good news this year is that we are going to have a covered warehouse in Cabezuela for the unloading of minerals and to minimize the impact of port activity in this dock and we have also started up the third photovoltaic plant for self-supply of electricity, in this case, for the Cádiz fish market.

Private initiative has also contributed to the objective of decarbonization with interesting innovative projects such as ecoparking or OPS, which will lead us in 2024 to be the first port in Spain to offer cruise ships the possibility of connecting to the electricity grid with Endesa X.

With all these objectives reached, in 2023, we were able to enhance promotion and marketing for the Port, showcasing all these advances and opportunities for the present and future at multiple forums and fairs, including: Fruit Logistic in Berlin, Seatrade in Miami and Hamburg, BreakBulk Europe, Logismed in Morocco, Fruit Attraction in Madrid, Fitur, and CITCA, held this year in Cadiz, coinciding, moreover, with a year of historic figures in cruise traffic, with 347 calls and 679,765 cruise passengers.

The performance of overall total traffic was also significant, with a growth of 0.53 percent, reaching 5.75 million tons, which makes 2023 the third best year in the historical series since 1908.

And just as progress in the development of infrastructures and services has allowed us to market the port better and more efficiently, we have also been able to advance in the integration of the port in the city, not only in Cadiz, but also in El Puerto de Santa María and Puerto Real.

Cadiz, due to its location and extension, hosts the most significant project and, at last, we have managed to definitively approve the Special Plan for the Port in Cadiz, which enables development of the plan for the integration of the Port into the city of Cadiz, while also guaranteeing the spaces destined for port activity.

In El Puerto de Santa María we also presented a leisure and hotel project on the left bank of the Guadalete River, in addition to undertaking rehabilitation works of the

vertical facing of the Local wharf and reaching an agreement with the City Council for the execution of the road bridge to join the two riverbanks.

In Puerto Real, work is underway on the restoration and leisure project in the Puntilla del Muelle area, where we have begun work on the restoration of the vertical facing of the dock.

In addition to all this, we have extended our collaboration to the celebration of important events for the city, such as the International Congress of the Spanish Language, the South Series Festival and, of course, the Tall Ships Regatta and Sail GP.

With a view to 2024, we will resume the objective of including the Port of the Bay of Cadiz in the Basic Network of the Trans-European Transport Network and also the implementation of LÓGICA.

In this regard, it should be remembered that this year we have practically used up the land available in Cabezuela-Puerto Real and we have done so because there has been demand from private operators interested in investing in port land.

We cannot afford the luxury of rejecting projects for Cadiz, Puerto Real or El Puerto, and if we do not have land, there are no more possibilities to grow and we have the challenge of correcting this weakness.

As in past years, I must conclude by thanking the port community and especially each and every one of the people who are part of the Cadiz Bay Port Authority for their involvement and good work so that every year we are able to improve and overcome the challenges that are put before us.

Teófila Martínez Saiz
Presidenta



MANAGEMENT REPORT

Eight consecutive years of growth. And this year's results rank as the third best year on record since 1908. These two sentences summarize what 2023 has meant in terms of port traffic balance.

Going into detail, overall total traffic at the Port of Cadiz Bay grew 0.53 percent in 2023, reaching 5,750,762 tons, which places this year as the third best year on record since 1908, in addition to maintaining uninterrupted growth for the eighth consecutive year. Only 2006, at 5.76 million tons, and 2007, at 7.1 million tons, exceeded this figure.

These results are particularly valuable in a year in which the general trend in the sector was marked by a decline in activity. In fact, the State Port System saw a 3.3 percent drop in total port traffic in 2023.

The performance of cruise traffic has been especially positive, with 347 calls and 679,648 passengers, beating our all-time record, with a growth of 15 percent in calls and 72 percent in passengers.

These data place the Port of Cadiz in the fifth position nationally in terms of calls and sixth in terms of passengers, and first in Andalucía.

Regarding total freight traffic, 2023 showed growth of 0.97 percent, with 5,610,580 tons.

As per goods in different forms, solid bulk ended the year at 2,214,302 million tons, showing the highest increase, at 17.91 percent. In this group, cereals and their flours stand out in terms of volume, with 1.17 million tons, an increase of 45 percent compared to 2022.

Next in terms of volume was general cargo, at 2,141,261 tons, down 2.94 percent; while liquid bulks, at 1,255,017 tons, dropped 14.76 percent.

Victualling closed the year at 115,506 tons, down 23 percent.

Fresh fish ended 2023 with a downward trend in the last few months, down 9 percent at 12,200 tons of fish, which reached a sales price of 47.6 million euros, 0.41 percent up over 2022. Even so, the Port of Cadiz Bay is still the fourth nationally in this traffic and first in Andalucía.

Regarding the form of transport, road traffic (roro) is up 5.92 percent compared to 2022, at 821,045 tons. Container traffic (lolo) reached 199,871 TEUS (-8%), 1,507,869 tons (-5.5%) and 105,783 units (-10%) in 2023.

In 2024, we aim to consolidate the significant figures achieved in 2022 and 2023 and to continue working on the development of infrastructures and services to maintain our position among the most efficient, competitive ports in the system.



In terms of economic results, it is worth noting a net turnover of 26.3 million euros, 8.1 percent more than in 2022, which is broken down into 24.3 million euros as income from port fees and 2 million euros from other business income.

Personnel expenses amounted to 8.2 million euros in 2023, an increase of 9.1% compared to 2022. At yearend, we had 169 employees.

The Income Statement showed a positive operating profit of 5,765,972 euros and profit for the year before taxes of 6,195,383.03 euros, and 2,459,104.66 euros after recording income tax. Consequently, the profitability of the Cadiz Bay Port Authority in 2023 was 2.3% calculated in accordance with the formula established in Article 157 of the State Ports and Merchant Marine Law.

I have left the most important part for last. My recognition and gratitude to all the personnel of the Cadiz Bay Port Authority and to each and every one of the people who, from the Port Community, have contributed with their work and involvement to these good results.

Behind each number and each achievement, there is a lot of work in management and performance where all tasks are vitally important in keeping the gears running in this great machine, the port, which continues to be the most dynamic element of this area's environment.

Juan Agustín Romero Gago
Director

GOODS	2022			2023			VARIATION (%)
	Loaded	Unloaded	Total	Loaded	Unloaded	Total	
LIQUID BULKS							
Biofuels	259.979	256.654	516.633	176.048	114.696	290.744	-43,72
Gasoil and fueloil	3.378	5.647	9.025				-100,00
Bituminous products	458.205	446.260	904.465	452.166	476.056	928.222	2,63
Chemical products					5.872	5.872	
Rest og goods	3.184	38.987	42.171	1.686	28.493	30.179	-28,44
Total	724.746	747.548	1.472.294	629.900	625.117	1.255.017	-14,76
DRY BULKS IN ESPECIAL INSTALATION							
Cement and y clinker			0			0	
Cereals and their flours			0			0	
Rest of goods			0			0	
Total	0	0	0	0	0	0	
DRY BULKS WHITHOUT ESPECIAL INSTALATION							
Fertilizers and potash	20.185	69.997	90.182	10.805	38.473	49.278	-45,36
Silica sand	14.530		14.530	116.740		116.740	703,44
Sugar		351.098	351.098		275.019	275.019	-21,67
Cement and y clinker		218.387	218.387		239.355	239.355	9,60
Cereals and their flours	168.426	638.619	807.045	47.197	1.123.498	1.170.695	45,06
Steel slag					27.000	27.000	
Fruits and vegetables		43.022	43.022		31.617	31.617	-26,51
Madera y corcho			0	4.996		4.996	
Building materials	7.140		7.140			0	-100,00
Others minerals	7.500		7.500	20.220		20.220	169,60
Others foods		78.443	78.443		47.974	47.974	-38,84
Animal feed and fodder	8.400	139.425	147.825		85.469	85.469	-42,18
Salt	104.778		104.778	145.939		145.939	39,28
Rest of goods	8.076		8.076			0	-100,00
Total	339.035	1.538.991	1.878.026	345.897	1.868.405	2.214.302	17,91

GOODS	2022			2023			VARIATION (%)
	Loaded	Unloaded	Total	Loaded	Unloaded	Total	
GENERAL CARGO							
Fertilizers and potash	17.253	30.064	47.317	8.955	1.218	10.173	-78,50
Olive oil	31.126	1.460	32.586	20.009	1.079	21.088	-35,29
Vegetable oil	5.549	557	6.106	3.028	515	3.543	-41,98
Olives	32.502	1.311	33.813	22.327	217	22.544	-33,33
Aluminium	61	15	76	7	91	98	28,95
Silica sand	1.120	629	1.749	707	130	837	-52,14
Motor vehicles and parts	24.425	3.566	27.991	23.114	4.910	28.024	0,12
Sugar	60		60	853	7	860	1333,33
Biofuel	25.848	2.174	28.022	932	76	1.008	-96,40
Coals and coke	182	241	423	369	94	463	9,46
Cement and clinker	10.625	4.436	15.061	7.091	1.341	8.432	-44,01
Cereale and their flours	34.192	2.511	36.703	30.852	923	31.775	-13,43
Scraps	5.414	20.626	26.040	2.427	12.117	14.544	-44,15
Magnesium Chloride	6		6	24	1	25	316,67
Canned food	24.081	1.046	25.127	39.652	312	39.964	59,05
Fruits and vegetables	137.715	181.853	319.568	135.252	240.027	375.279	17,43
Gasoil and fueloil	9.239	639	9.878	9.366	10.734	20.100	103,48
Soybean	1		1	460	9	469	46800,00
Cut wood	264	3.501	3.765	73	23	96	-97,45
Wood and cork	6.622	3.737	10.359	5.380	1.555	6.935	-33,05
Machinery, aparatous and tools	47.842	21.410	69.252	44.027	20.829	64.856	-6,35
Building materials	43.723	23.615	67.338	35.562	23.068	58.630	-12,93
Others minerals	1.943	1.539	3.482	1.510	2.035	3.545	1,81
Others foods	279.900	23.724	303.624	261.546	19.059	280.605	-7,58
Paper and pulp	12.874	26.249	39.123	5.914	26.816	32.730	-16,34
Frozen fish	901	3.436	4.337	776	2.195	2.971	-31,50

GOODS	2022			2023			VARIATION (%)
	Loaded	Unloaded	Total	Loaded	Unloaded	Total	
Animal feed and fodder	19.715	7.176	26.891	25.469	4.581	30.050	11,75
Bituminous products	238	742	980	136	156	292	-70,20
Chemical products				3.498		3.498	
Iron products	71.154	17.850	89.004	112.654	18.710	131.364	47,59
Salt	11.153	8.416	19.569	9.230	11.685	20.915	6,88
Tobacco	505	369	874	1.165	0	1.165	33,30
Trucks tare	333	189	522	348	236	584	11,88
Container tare	10.033	6.673	16.706	10.833	5.448	16.281	-2,54
Ro-ro traffic tare weight	261.145	264.293	525.438	251.912	233.656	485.568	-7,59
Wines and spirits	73.807	100.936	174.743	73.172	107.182	180.354	3,21
Rest of goods	25.848	2.174	28.022	27.881	1.491	29.372	4,82
Resto de mercancías	136.676	74.858	211.534	148.185	64.039	212.224	0,33
Total	1.364.075	842.015	2.206.090	1.324.696	816.565	2.141.261	-2,94
TOTAL	2.427.856	3.128.554	5.556.410	2.300.493	3.310.087	5.610.580	0,97

CONTAINER TRAFFIC	2022		2023			VARIATION (%)	
	Full	Empty	Full	Empty	Full		Empty
Ro-ro container							
Of 20'	2.640	2.259	4.899	2.939	2.390	5.329	8,78%
Up 20'	8.308	5.922	14.230	8.174	4.433	12.607	-11,41%
Total container number	10.948	8.181	19.129	11.113	6.823	17.936	-6,24%
TEU's	19.256	14.103	33.359	19.287	11.256	30.543	-8,44%
Tons	181.197	33.255	214.452	185.468	26.389	211.857	-1,21%
Lo-lo container				186207			
Of 20'	12.383	9.706	22.089	9.634	6.993	16.627	-24,73%
Up 20'	45.356	31.081	76.437	44.166	27.054	71.220	-6,83%
Total container number	57.739	40.787	98.526	53.800	34.047	87.847	-10,84%
TEU's	108.644	75.495	184.138	104.292	65.036	169.328	-8,04%
Tons	1.197.120	184.561	1.381.681	1.133.427	162.585	1.296.012	-6,20%
Total				287734			
Number of containers	68.687	48.968	117.655	64.913	40.870	105.783	-10,09%
TEU's	127.900	89.598	217.497	123.579	76.292	199.871	-8,10%
Tons	1.378.318	217.816	1.596.134	1.318.895	188.974	1.507.869	-5,53%

ROLL-ON / ROLL-OFF TRAFFIC	2022			2023			VARIATION (%)
	Full	Empty	Total	Full	Empty	Total	
Mercancías embarcadas							
En contenedores	168.382	-	168.382	164.695	-	164.695	-2,19%
En otros medios	270.003	-	270.003	266.137	-	266.137	-1,43%
Total	438.385	-	438.385	430.832	-	430.832	-1,72%
Mercancías desembarcadas							
En contenedores	46.070	-	46.070	47.162	-	47.162	2,37%
En otros medios	290.677	-	290.677	343.051	-	343.051	18,02%
Total	336.747	-	336.747	390.213	-	390.213	15,88%
Embarque y desembarque							
En contenedores	214.452	-	214.452	211.857	-	211.857	-1,21%
En otros medios	560.680	-	560.680	609.188	-	609.188	8,65%
Total	775.132	-	775.132	821.045	-	821.045	5,92%

	2022					2023					Variation %	
	CADIZ	ZONA FRANCA	LA CABEZUELA	P.S.MARÍA	TOTAL	CADIZ	ZONA FRANCA	LA CABEZUELA	P.S.MARÍA	TOTAL		
SHIP												
Number	1.179	58	303	13	1.553	1.212	69	281	13	1.575	1,42%	
G.T.	31.857.858	510.289	4.665.415	5.764	37.039.326	39.572.775	630.255	3.507.988	7.470	43.718.488	18,03%	
GOODS												
Liquid bulks		112.522	1.359.771		1.472.293		50.847	1.204.170		1.255.017	-14,76%	
Dry bulks		122.198	1.755.827		1.878.025		175.190	2.039.111		2.214.301	17,91%	
General cargo	2.157.241	3.164	45.685		2.206.090	2.122.801	3.894	14.566		2.141.261	-2,94%	
Total	2.157.241	237.884	3.161.283		5.556.408	2.122.801	229.931	3.257.847		5.610.579	0,97%	
TRANSHIPMENT												
Liquid bulks												
Dry bulks								12.477			12.477	
General cargo												
Total								12.477		12.477		
SUPPLY												
Oils	18.714	942	8.779	1.617	30.052	15.801	1.924	3.440	1.585	22.750	-24,30%	
Wather	67.171	17.647	29.714	2.207	116.739	68.781	7.288	11.907	415	88.391	-24,28%	
Ice	2.405			1.382	3.787	2.332			2.033	4.365	15,26%	
Total	88.290	18.589	38.493	5.206	150.578	86.914	9.212	15.347	4.033	115.506	-23,29%	
FRESH FISH	7.335			6.117	13.452	6.909			5.291	12.200	-9,31%	
LOCAL TRAFFIC					0					0		
TOTAL TRAFFIC	2.252.866	256.473	3.199.776	11.323	5.720.438	2.216.624	239.143	3.285.671	9.324	5.750.762	0,53%	

CRUISESHIP											
Number	301				301	345			2	347	15,28%
G.T.	21.299.832				21.299.832	27.803.928			4.076	27.808.004	30,56%
Cruise passenger	394.276				394.276	679.424			224	679.648	72,38%



Portacontenedores MSC Mara. Noviembre, 2023

BOARD OF DIRECTORS

President**1 Teófila Martínez Saiz**

Presidenta de la Autoridad Portuaria de la Bahía de Cádiz

Vice-president**2 Ángel Juan Pascual**

Presidente de la Cámara Oficial de Comercio, Industria y Navegación de Cádiz

State General Administration representatives**3 Israel Emilio Rodríguez Fuster**

Capitán Marítimo

4 María de los Dolores Soto Pérez

Abogada del Estado

5 Ricardo Atanasio Hernández López

Almirante Jefe Arsenal Cádiz

6 Jesús Nieva Muñoz

Jefe del Área de Recursos Humanos de Puertos del Estado

Junta de Andalucía representatives**7 Rafael Merino López**

Director Gerente de la Agencia Pública de Puertos de Andalucía

8 Mercedes Colombo Roquette

Delegada de Gobierno de la Junta de Andalucía en Cádiz

9 Oscar Curtido Naranjo

Delegado territorial de sostenibilidad, medio ambiente y economía azul

Town Council of Cadiz representative**10 Bruno García de León**

Alcalde-Presidente del Ayuntamiento de Cádiz

Town Council of Puerto Real representative**11 Aurora Salvador Colorado**

Alcaldesa-Presidenta del Ayuntamiento de Puerto Real

Relevant sectors in the port area representative**12 Bernardino Copano Gil**

Presidente de Apemar

Business Organizations representative**13 Carmen Romero Matutes**

Confederación de Empresarios de la provincia de Cádiz (CEC)

Trade Union representatives**14 Miguel Rosso Navarrete**

Confederación Sindical de UGT

15 Inmaculada Ortega Gil

Secretaría General CCOO de Cádiz

Port Authority of Cadiz Bay**16 Juan Agustín Romero Gago**

Director de la Autoridad Portuaria de la Bahía de Cádiz

Secretary**17 Raquel Gutiérrez Sánchez De Cos**

Secretaría General de la Autoridad Portuaria de la Bahía de Cádiz



NAVIGATION COUNCIL

The Navigation and Port of Cadiz Council is made up of a total amount of 36 representative members from diverse institutions, organizations, companies or individuals interested in the correct functioning and development of the Port of Cadiz Bay.

A permanent commissions and two Works Groups:

1. Navigation group and maritime harbour services
2. Harbour group: (subgroups)
 - 2.1 Unfrastructure and communication
 - 2.2 Special plan and use of harbour space
 - 2.3 Commercial activity
 - 2.4 Tourist promotion

In the Navigation Council are represented:

- Autoridad Portuaria de la Bahía de Cádiz
- Capitanía Marítima de Cádiz
- Real Club Náutico de Cádiz
- ATEIA (Asociación de Transitarios Expedidores Internacionales y Asimilados)
- Corporación de Prácticos del puerto de Cádiz
- Universidad de Cádiz (Ciencias y Técnicas de la Navegación)
- Harinera Vilafranquina
- Transbull Cádiz, S.A.
- Agencia Marítima Condeminas Cádiz, S.A.
- Coordinadora Estatal Trabajadores del Mar
- Cámara Oficial de Comercio, Industria, Servicios y Navegación de Cádiz
- Sertosa / Compañía Valenciana de Remolcadores
- Asociación Agencias de Viajes de Cádiz
- Comandancia Militar de Marina de Cádiz
- Colegio de Ingenieros de Caminos, Canales y Puertos
- U.G.T. Federación Provincial de Transportes
- Instituto Social de la Marina (Dirección Provincial de Cádiz)
- Consorcio de Zona Franca de Cádiz
- Sind. Prov. Ttes. Comun. y Mar (CC.OO.)
- Asociación de Navieros Españoles - ANAVE
- Empresa Pública Puertos de Andalucía
- Delegación Provincial de Agricultura y Pesca. Junta de Andalucía
- Colegio de Oficiales de la Marina Mercante Española
- Confederación Empresarial Cádiz - CEC
- Demarcación de Costas de Andalucía Atlántico (Cádiz)
- Ayuntamiento de Puerto Real
- Ayuntamiento de Cádiz
- Excma. Diputación Provincial de Cádiz
- Astilleros Españoles, S.A.
- Asociación de Mayoristas y Acopiadores de Pescado
- Ayuntamiento de El Puerto Santa María.

MAIN RESOLUTIONS ADOPTED BY THE BOARD OF DIRECTORS DURING 2023

1. Aprobación de condiciones y, en su caso, otorgamiento de concesión administrativa a PTP IBÉRICA, S.A. para la CONSTRUCCIÓN DE UNA PLANTA DE INSTALACIONES FRIGORÍFICAS EN EL MUELLE DE LA CABEZUELA-PUERTO REAL, ZONA DE SERVICIO DEL PUERTO DE LA BAHÍA DE CÁDIZ.

2. Aprobación de condiciones y, en su caso otorgamiento de concesión administrativa a PTP IBÉRICA, S.A. para la CONSTRUCCIÓN DE UNA PLANTA DE ALMACENAMIENTO DE GRANELES Y MERCANCÍA GENERAL EN EL MUELLE DE LA CABEZUELA-PUERTO REAL, ZONA DE SERVICIO DEL PUERTO DE LA BAHÍA DE CÁDIZ.

3.Aprobación del inicio del expediente de expropiación por la vía de urgencia de los bienes y derechos comprendidos en los terrenos del P.I. El Trocadero con motivo de la aprobación de la modificación puntual de la delimitación de espacios y usos portuarios del Puerto de la Bahía de Cádiz.

4. Selección de oferta para tramitar expediente de concesión administrativa, con destino a la construcción y explotación de las fases 1.2. y 2 de la terminal de contenedores situada en el muelle de LA GALEONA de la dársena comercial de Cádiz, zona de servicio del Puerto de la Bahía de Cádiz.


5. Autorización a la Presidencia para la firma del contrato de servicios entre la Autoridad Portuaria de la Bahía de Cádiz y la Sociedad de Salvamento y Seguridad Marítima (SASEMAR), para la prestación del servicio general de ordenación del tráfico marítimo y la realización de labores de coordinación y actuación en situaciones de emergencia ocasionadas por contaminación marina accidental en el Puerto de la Bahía de Cádiz.

6. Aprobación de la ratificación de las modificaciones propuestas por los servicios técnicos de Puertos de la Estado a la formulación definitiva de la Valoración de Terrenos y Aguas del Puerto de la Bahía de Cádiz.

7. Adjudicación del Concurso para la prestación del servicio comercial de "Explotación de servicios en la Terminal Logística Ferroviaria situada en la Ciudad del Transporte de Jerez de la Frontera (Cádiz)", contemplando los condicionados y obligaciones adquiridas por parte de la Autoridad Portuaria de la Bahía de Cádiz en el correspondiente contrato con el ADIF para su gestión, desarrollo y explotación.

8. Aprobación del Código Ético de la Autoridad Portuaria de la Bahía de Cádiz.

9. Aprobación del Plan de Medidas Antifraude de la Autoridad Portuaria de la Bahía de Cádiz.



PROMOTION OF THE PORT

1. Transport and logistic division.



1.



2.



3.



4.



5.

1. Fruit Logistic. Berlín, February 8-10.
2. Break Bulk Cargo. Roterdam, June 6-8.
3. Logismed, Casablanca, June 13-15
4. International Logistic. Barcelona. June 7-9.
5. Fruit Attraction. Madrid, October 3-5.

2. Cruise division.



6.



7.



8.

6. Seatrade Global. Miami. March 27-30.
7. Seatrade Europe. Hamburgo, September 6-8.
8. FITUR. Madrid. January 18-22.

3. XXVI Conference of Ibero-American Free Zones.



9. Conference of Ibero-American Free Zones. Barcelona, November 9.

4. Trade missions organized by Extenda.



10. Colombia, April 17-19.



11 United Kingdom, November 28-30. Visit to the ports of Tilbury, Southampton and Portsmouth.



JOURNEYS.

The Commercial Department organizes and participates in conferences related to the port and cruise logistics sector to publicize the services provided by the APBC.

- Suncruise Andalusia. Motril. June 22.
- Confederation of Businessmen of Andalusia. July 6.
- Tourism and commerce sector table of the Cádiz City Council. September 20
- Focomar visit project. September 26.
- PTP Group. Partners and clients South America. November 6.
- Webinar: Market keys and opportunities. December 5.
- Medcruise General Assembly. Meetings with cruise shipping companies:
 - Corgu (Greece). May 23-26.
 - Burgas (Bulgary). October 10-13.
- Virtual member meetings Medcruise 2023.
- Medcruise Morning Coffee. Project presentation “CrewFrindly”. September 29.
- CLIA journeys:
 - Hamburg. September 4-5.
 - Madrid. November 14. Global cruise industry statistics by Oxford Economics.
- International Cruise Summit:
 - Madrid. November 13-15. Meetings with cruise shipping companies.



CRUISE OBSERVATORY.

Working group led by the Commercial Department made up of companies and institutions related to the cruise tourism sector.

- May 15.
- December 20.

DELIVERY OF METOPAS TO CRUISE SHIPS. FIRST SCALE.

DATE	SHIP AGENT	SHIP	COMPANY
JANUARY 2	CADISHIP	ARVIA	P&O
APRIL 2	BALEARES	AZAMARA ONWARD	AZAMARA
APRIL 26	MARMEDSA	WORLD NAVIGATOR	MYSTIC
APRIL 30	TUI	NORWEGIAN BREAKAWAY	NORWEGIAN
MAY 17	TUI	DISNEY DREAM	DISNEY
JULY 17	TUI	MARELLA VOYAGER	TUI
AUGUST 8	TUI	VISTA	OCEANIA
AUGUST 26	PEREZ	AMBITION	AMBASSADOR
SEPTEMBER 27	MARMEDSA	SILVER NOVA	SILVERSEA
SEPTEMBER 30	TUI	NORWEGIAN VIVA	NORWEGIAN
OCTOBER 8	TUI	NORWEGIAN PRIMA	NORWEGIAN
NOVEMBER 6	TUI	EMERALD SAKARA	EMERALD CRUISES
NOVEMBER 13	TUI	EMERALD AZZURRA	EMERALD CRUSIES
NOVEMBER 27	TUI	SEVEN SEAS GRANDEUR	REGENT SEVEN SEAS
DECEMBER 6	PEREZ	RENAISSANCE	
DECEMBER 10	PEREZ	VIKING NEPTUNE	VIKING
DECEMBER 22	BALEARES	ICON OF THE SEAS	RCCL

DISCOVER CADIZ APP UPDATE.

In 2018, the Discover Cáiz APP was created under the creation of the Cruise Cádiz brand. With the update we wanted to highlight both the tourist potential of Cádiz and the services, so the visitor can, therefore, choose one of the routes through Cádiz to discover the city as well as request a taxi service or know where it is located. the nearest stop. This not only adds value to the App but opens it up to tourism in general and not just cruise tourism.

- APP function:
 - Geolocalizada, mostrando ubicación actual, distancia y ruta caminando hacia el barco en todo momento.
 - Mapa interactivo de Cádiz centro, con principales puntos de interés como Plaza San Juan de Dios, Catedral, mercado, La Caleta, Museo de Cádiz, etc.
 - Taxis. Plano virtual de paradas de taxis. Incluye teléfonos de las asociaciones de taxistas.
- Servicios:
 - Puntos Wifi, consulados, oficina de correos, aseos públicos, oficinas de turismo, hospitales, farmacias, iglesias, líneas de autobuses, etc.
- 7 rutas de Cádiz:
 - Castillos y baluartes, cargadores de Indias, Constitución de 1812, Fenicia-Gadir, ruta accesible, ruta saludable, recinto medieval y Puertas de Tierra.
- Rutas por la provincia de Cádiz:
 - Bodegas, museos, flamenco, playas, etc.
- Restaurantes y comercio.



CÁDIZ PORT.

Association for the promotion of the Port of Cádiz at a national and international level.

- Support and participate in all Cadiz-Port commercial activities in a proactive and comprehensive manner.
- Handbook renewal.
- Meetings of the Board of Directors.
- General Assembly.



SAIL GP RACE 2023.

Cadiz, October 10-15.



INTERNATIONAL CONGRESS OF CRUISE TOURISM IN ANDALUSIA (CITCA), OCTOBER 19-20.



CONTINUOUS COLLABORATION WITH BORDER INSPECTION AGENCIES TO MAKE AVAILABLE THE NEW BORDER GOODS CONTROL FACILITIES:

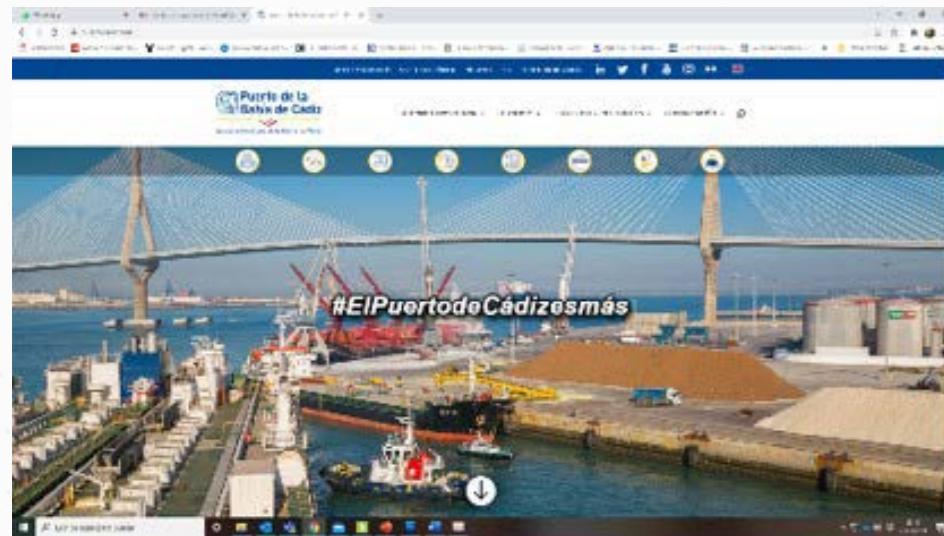
- Soivre.
- Customs.
- Foreign Health.
- Animal-Plant Health.

ADVERTISING INSERTIONS IN SPECIALIZED MEDIA.

MEDIA	MEASURES	DATE	SEGMENT
Veintepiés	1/2 page	February	Fruit Logística
El Mercantil	1/2 page	March	Especial Navieras
Cruise News	1/2 page	March	Seatrade Global
Diario del Puerto	1/2 page	July	Puertos y Terminales
Veintepies	1/2 page	October	Fruit Attraction
Veintepies	1/2 page	Noviembre	Puertos Andaluces
Veintepies	1/2 page	December	Especial Navidad
Transporte XXI	1/2 page	December/sep-tember	Logística Frío



WEB MAINTENANCE.



www.puertocadiz.com



www.cruisecadiz.com

PREPARATION OF ANNUAL REPORT 2022.



PREPARATION OF THE 2024 TIDE BOOK.



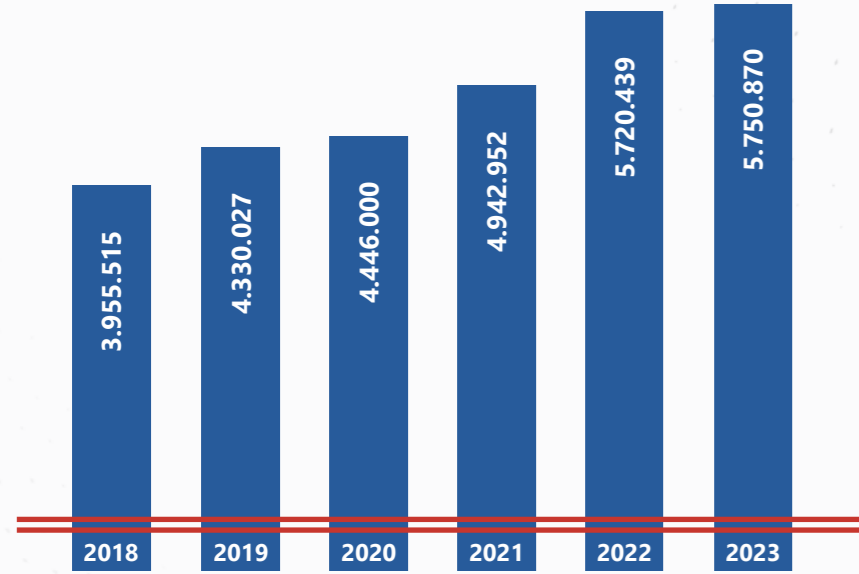
ATTENTION OF VISITS OF SCHOOL GROUPS, UNIVERSITIES AND CITIZENSHIP.

- January 17, 2023. 23 students and 2 teachers from the Rennes Business School (France)
- October 10, 2023. 30 3rd year Primary students from CEIP La Inmaculada de Cádiz.
- October 25, 2023. 50 students and 4 teachers from IES Ponce de León in Utrera (Seville).
- October 27, 2023. 20 students and 2 teachers from IES Rafael Alberti in Cádiz.
- October 30, 2023. 12 students and 2 teachers from the Louis Louis-Baare Institute in Germany through the CLIC Language School in Seville.
- November 2, 2023. 2nd year group of the Higher Cycle of Administration and Finance of the IES Ciudad de Hércules de Chiclana composed of 52 students and 2 teachers.
- November 9. 30 students and 3 teachers from the IES Horgarganta in Jimena de la Frontera.
- November 10. 50 students and two teachers IES San Felipe Neri (Lonja and APBC).
- November 15. 15 students from the Camposoto professional certification course for military personnel and a teacher.
- November 16. 21 students and 2 teachers from IES Columela in the second year of the higher degree in International Trade and Transportation and Logistics.
- November 24. 14 students and 2 teachers from IES Drago de Cádiz.
- November 28. 40 students and 2 teachers from IES San Severiano in Cádiz.

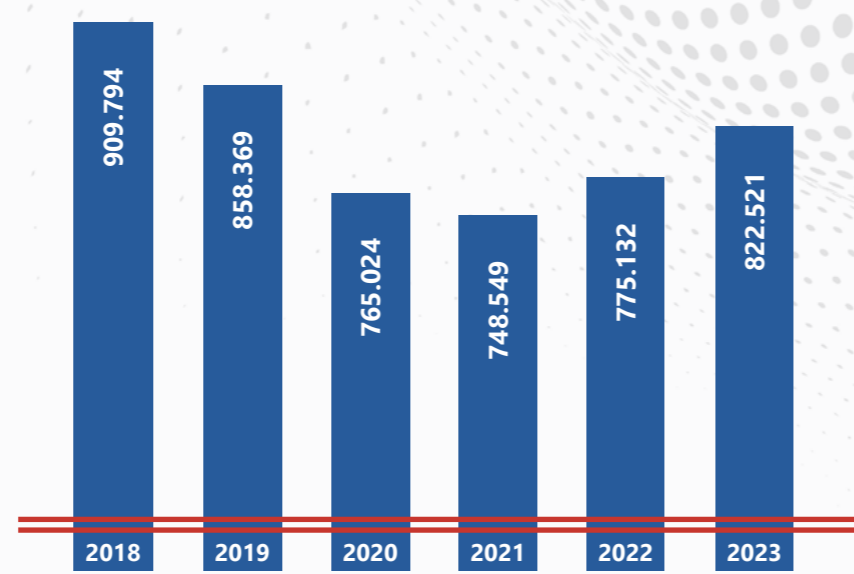


GRAPHICS.

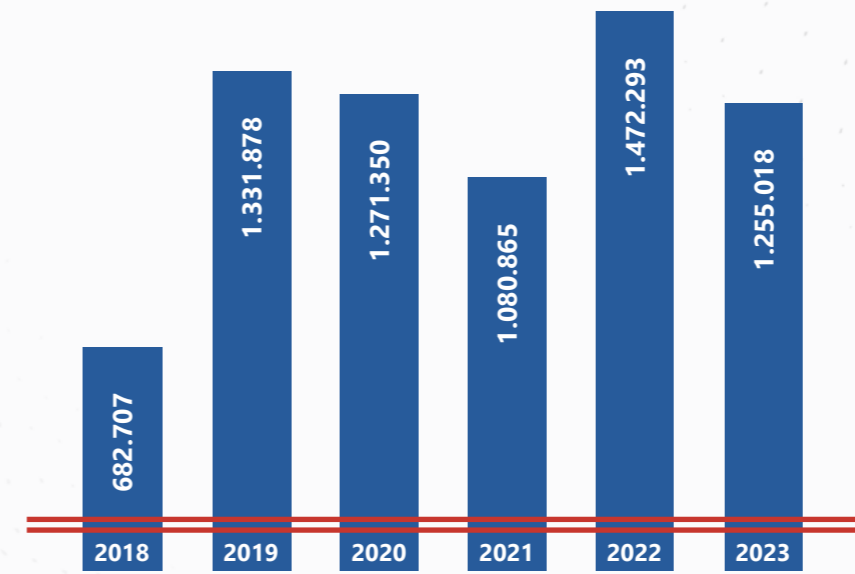
Total goods (tons)



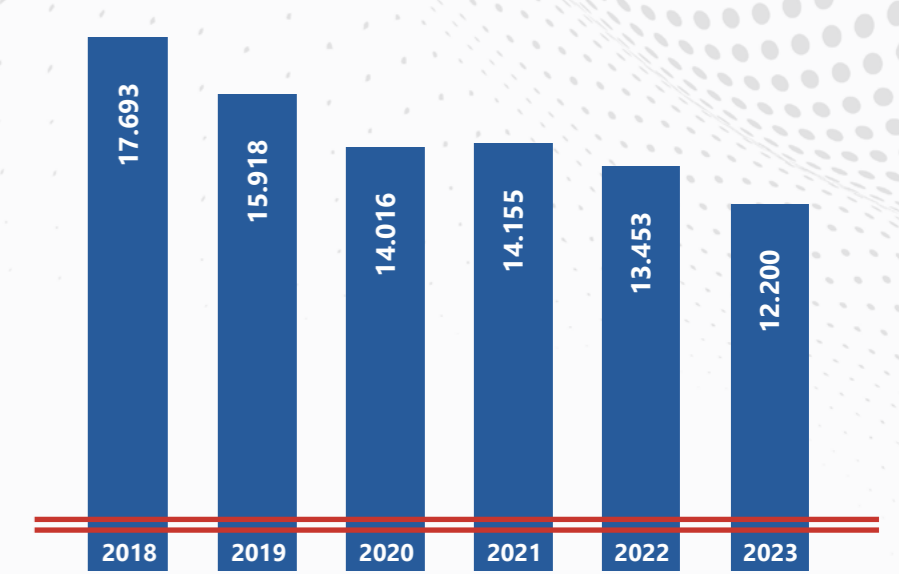
Ro-ro traffic (tons)



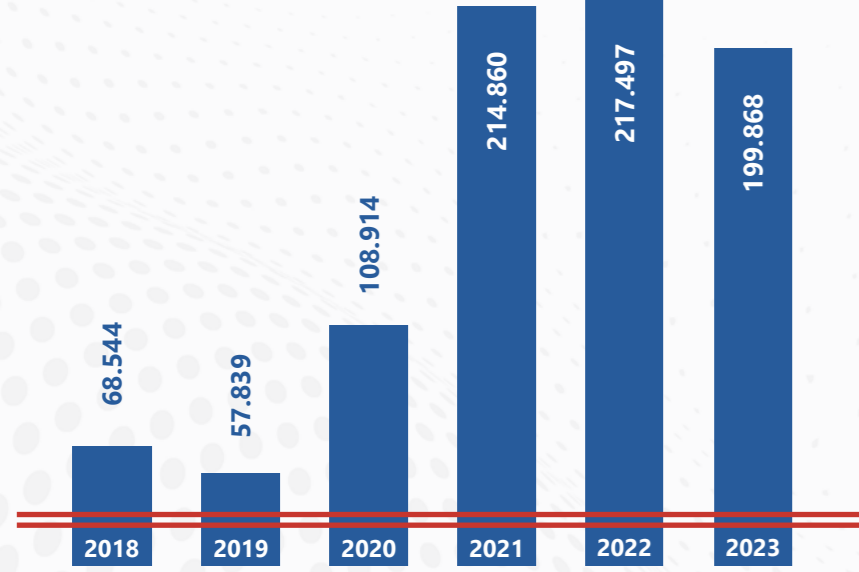
Liquid bulks (tons)



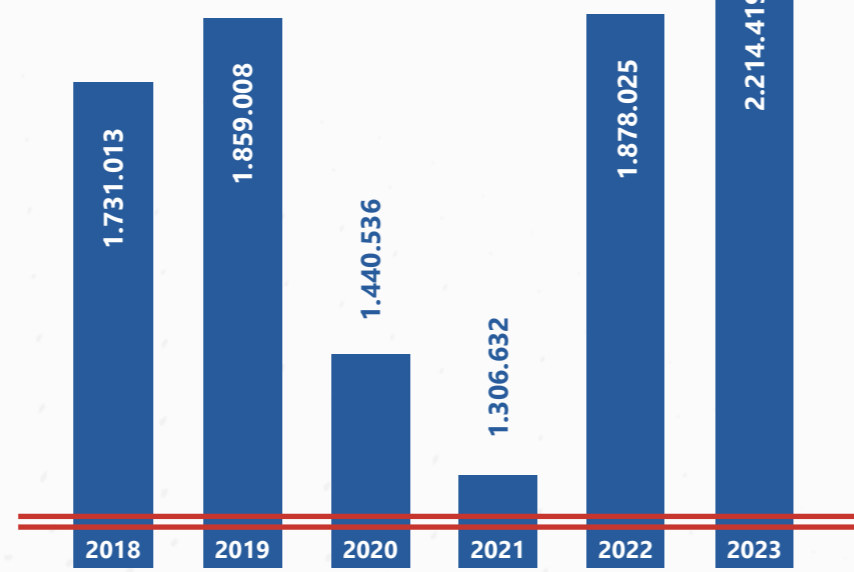
Fishing (tons)



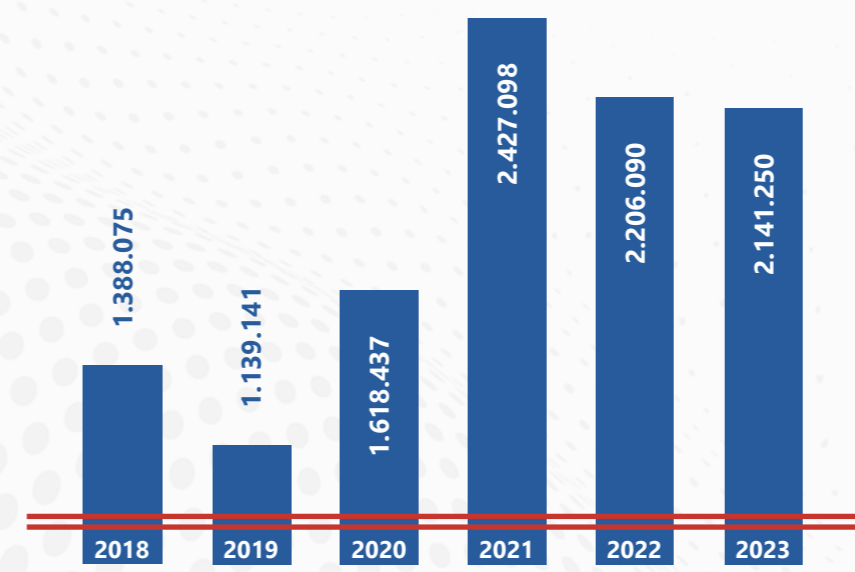
Number of TEUS



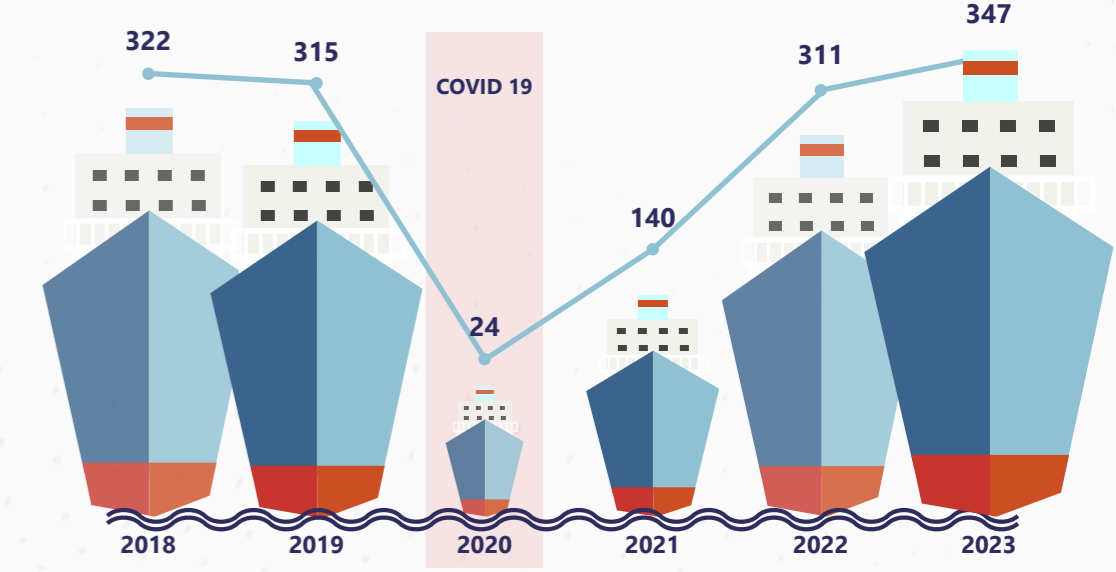
Dry bulks (tons)



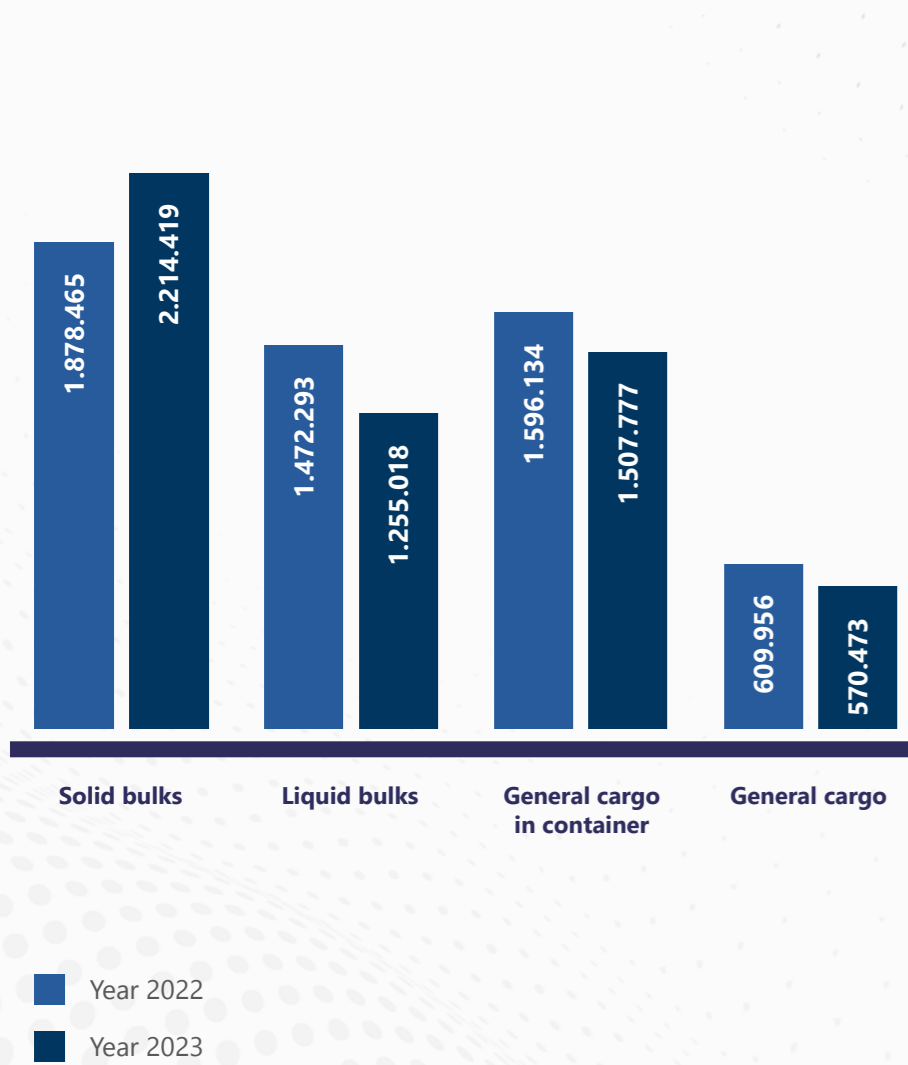
General cargo (tons)



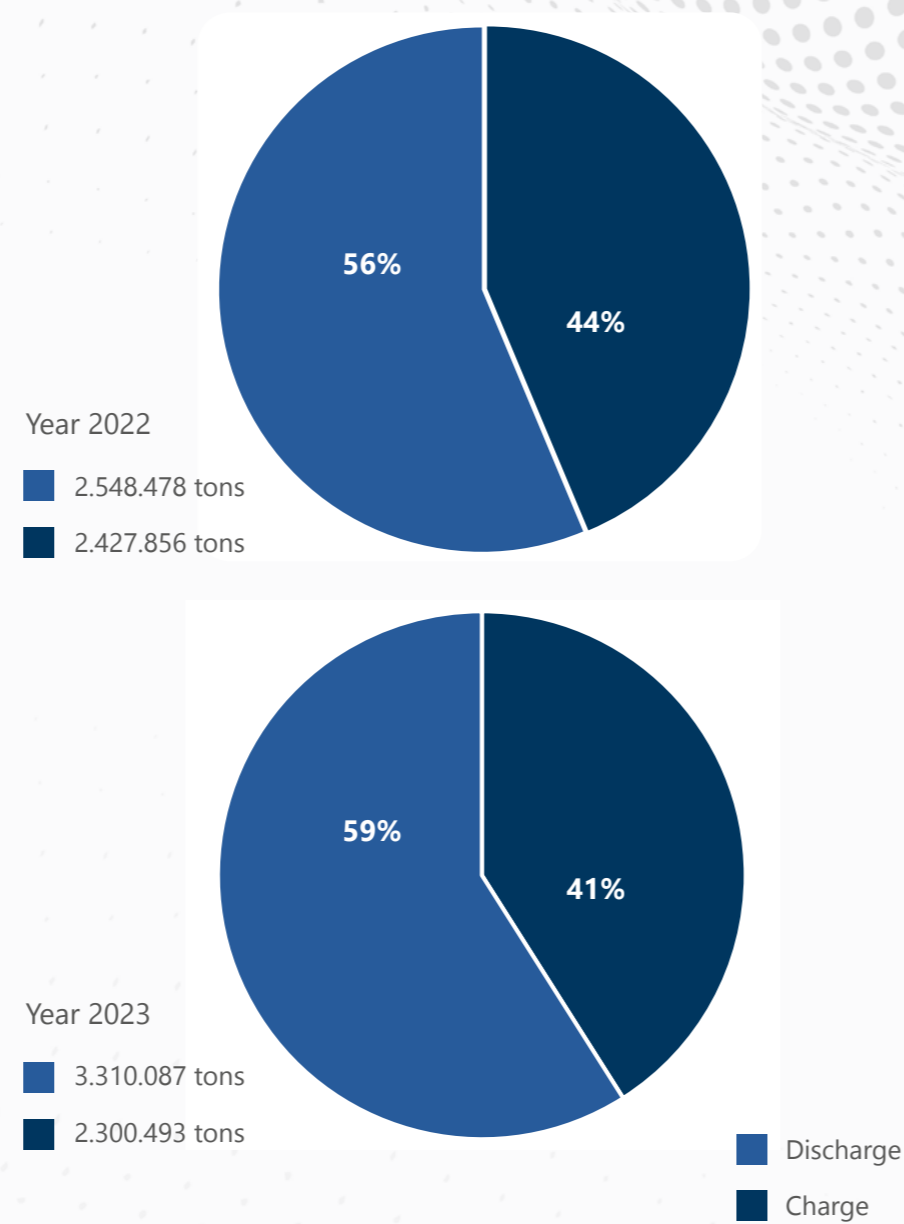
Cruises (units).



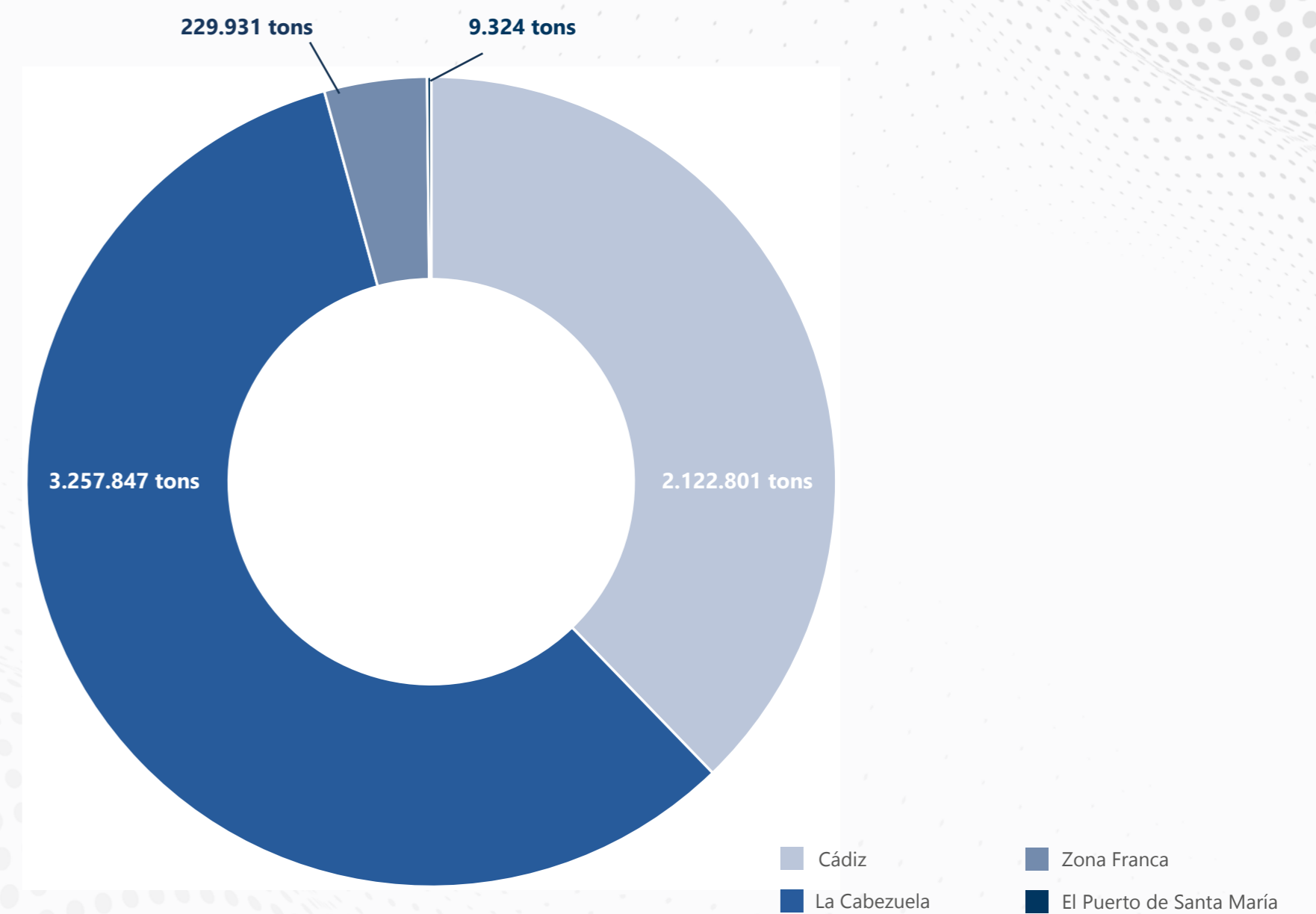
Traffic by main components (tons)



Traffic by type of operation



Traffic distribution by docks



SAFETY AND ENVIRONMENTAL DIVISION

1. PURPOSE

The State Ports and Merchant Marine Act, revised as per Royal Decree-Law 2/2011, dated the 5th of September, charges Port Authorities, among other functions, with monitoring compliance in their areas with regulations related to the admission, handling and storage of hazardous materials, the prevention and control of emergencies and fire prevention, pursuant to prevailing legislation regarding civil protection, as well as collaborating in the prevention and fight against pollution.

As a result of these obligations and the challenge developed economies face in integrating standards to ensure compliance with environmental requirements and Occupational Risk Prevention, the Safety and Environmental Division at the Port Authority has developed a management system that ensures compliance with its obligations and fosters among users of the Public Domain the principles of sustainable development and protection of workers' health and safety.

In addition, Law 31/1995, dated the 27th of November, on Prevention of Occupational Risks sets forth the regulatory framework to ensure workers' health and safety, which is applicable to areas including Ports of General Interest.

Compliance with these obligations is a challenge for the entity, despite continuous efforts carried out to include standards in our productive activity that ensure environmental and safety requirements are met, in keeping with the objectives of the organization.

With regard to the environment, it should be noted that in 2021 the Bay of Cadiz Port Authority (hereinafter APBC) has continued to monitor the environmental aspects relevant to our entity through the that is being implemented in accordance with the UNE EN ISO 14001 Standard.

Through this model, we transfer our strategy to our daily activity, thus seeking a positive evolution of our results, and incorporating the best practices of the sector into our management.

In order to achieve the sustainable economic and social development envisaged in our Mission, it is essential to develop environmental actions to minimise the environmental impact of port activity on the surroundings.

2. SAFETY AND ENVIRONMENTAL DIVISION

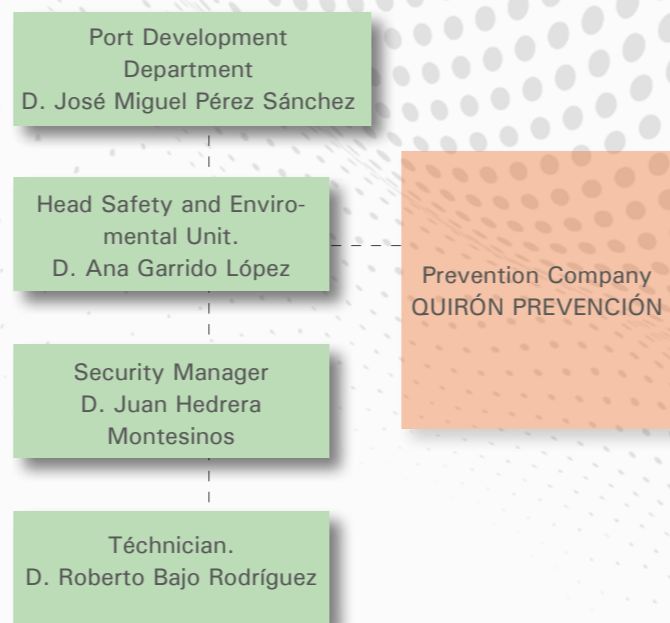
The Safety and Environmental Unit is made up of a team of two persons, both university graduates, who are directly responsible for advising the Port Authority on matters such as: Industrial Safety, Occupational Safety, Environmental Legislation, Prevention and the fight against air, sea and land pollution, creating and carrying out Emergency Plans and Contingency Plans related to Pollution, as well as preparing, leading and evaluating practice drills for emergencies and the fight against accidental marine pollution.

This Division develops its actions in dependence of the Department of Port Development, developing Control Plans,(SDG, GAS, PCS Preventive Planning, etc.) and Reports of Advice and Improvement.

In order to comply with Law 31/1995 on the Prevention of Occupational Risks, as well as with Royal Decree 171/2004 on Coordination of Business Activities, in the Public Port Domain, these preventive services have been outsourced to the Quirónprevención Prevention Company, with the availability of a Higher Technician in the Three Technical Specialties, whose work is included within the Safety and Environmental Division.

Some of the specific actions carried out by the Unit are as follows:

- Planning the function of overall safety (for persons, goods and operations), Occupational Risk Prevention (ORP) and environmental management.
- Ensuring compliance with prevailing legislation in those areas.
- Managing the Internal Emergency Plan (IEP) for the Cadiz Bay Port Authorityand coordinating actions related to industrial safety within its remit.
- Collaborating in creating and managing the occupational and environmental risk plans for the Cadiz Bay Port Authority and the listed companies.



- Coordinating and performing follow-up of preventive actions scheduled by the Cadiz Bay Port Authority regarding occupational risk prevention, the environment and industrial safety.
- Managing the admission of hazardous materials (HazMat) at the Port of Cadiz, Royal Decree 145/1989.
- Organisation, participation and development of the Health and Safety Committee.
- Manage the Maritime Interior Plan (PIM) for Marine Pollution Contingencies.
- Analyse and draft binding reports, as well as, in some cases, approval of the Internal Maritime Plans of concessions and/or authorisations or companies providing services.
- Maintenance, as well as development of the activities necessary for the same, of the various environmental authorisations of the APBC (atmospheric emissions, dumping, production of hazardous and non-hazardous waste, among others).
- Implementation and maintenance of the different environmental projects developed by the APBC.
- Management, development and analysis of the various environmental monitoring systems.

- Produce reports, studies, projects and budgets related to their activity and manage the administrative documentation arising from same.
- Collaborating with various departments on activities related to the contents of their functions.
- Managing the material and human resources assigned, using all the means at their disposal to carry out their work.
- Interacting with the relevant administrations on matters related to Occupational Risk Prevention, Industrial Safety and the Environment, on matters related to the Cadiz Bay Port Authority.

3. MANAGEMENT OF PREVENTIVE ACTIVITY

3.1. Structure of Prevention

Preventive activity is included in the general management system of the APBC at all hierarchical levels, being integrated in all its activities and decision-making processes.

Within the preventive activity management system, it is the Port Development Department, through the Safety and Environment Division, which promotes, coordinates and controls preventive mechanisms, acting as the main driving force behind the Entity's preventive activity.

One important area is the Human and Organisational Resources Division, which is responsible for carrying out the entity's Training Plans, including training in Occupational Risk Prevention.

Another preventive mechanism is the Health and Safety Committee, whose different members and parties participate in control tasks and proposals for improvement in the field of Occupational Risk Prevention.

Finally, there is technical assistance for the exercise of the functions of the external prevention service and the organisation and management of the coordination of business activities; this work is currently carried out by the company Quirónprevención, a benchmark and leader in the occupational health and safety sector, whose actions will be detailed in chapter 4.

3.1.1. Regulations Covering Occupational Risk Prevention

The framework legislation on occupational risk prevention is Law 31/1995, of 8 November, on occupational risk prevention, and Law 54/2003, of 12 December, on the reform of the regulatory framework for occupational risk prevention, with extensive regulatory development.

The APBC, as a Public Law Entity, with its own legal personality and assets, independent from the State and with full capacity to act for the fulfilment of its purposes, is governed by Royal Legislative Decree 2/2011, of 5 September, which approves the Consolidated Text of the Law on State Ports and the Merchant Navy, article 65 of which develops the scheme of responsibilities of the different agents involved in the coordination of business activities in port activity.

3.1.2. Health and Safety Committee

LThe APBC has set up the Health and Safety Committee, a joint and collegiate participation body for regular and periodic consultation on the company's actions in risk prevention.

The Committee is made up of four prevention delegates and four company representatives. It meets on a quarterly basis and whenever requested by any of its members. The Committee adopts its own rules of procedure, which are set out in written rules of procedure.

The competences and powers of the Health and Safety Committee include participating in the elaboration, implementation and evaluation of risk prevention plans and programmes in the APBC and promoting initiatives on methods and procedures for effective risk prevention, proposing the improvement of conditions or the correction of existing deficiencies.

The meetings deal with a variety of issues under each agenda item, which, as a minimum, includes the following topics:

1. Reading and approval of the minutes of the previous meeting.
2. HR report on the actions carried out in the area of training.
3. Follow-up on outstanding items from previous meetings.
4. Presentation of work carried out by the Safety and Environment Division and the Maintenance and Aids to Navigation Division.
5. New points submitted.
6. Any other business.

Minutes are taken at each of the meetings, recording the issues discussed and agreements reached. During the year 2023, 3 ordinary meetings in April, August and November.

3.2. Management of Preventive Activity System

The practices and procedures that integrate the Preventive Management System in the APBC are the following:

- Annual programme of technical preventive activities

The Annual Programme of Technical Prevention Activities to be carried out by the External Prevention Service is drawn up in compliance with the provisions of articles 8 and 9 of Royal Decree 39/1997, of 17 January, which approves the Prevention Services Regulations. This document is drawn up by Quironprevención jointly with the Port Development Department, through the APBC's Safety and Environment Division, which coordinates the management and control of the actions, establishing the criteria and general lines of action based on the entity's needs.

- Risk assessment

There is an initial risk assessment of all jobs and departments. The assessments are updated when working conditions change and are submitted for consideration and reviewed whenever it is deemed necessary on the basis of any injury to health that has occurred.

- Consultation and participation of workers

The APBC has a Health and Safety Committee that allows workers to be consulted and to participate through their representatives.

- Preventive Planning

Quirónprevención prepares the preventive planning proposal for each of the risk assessments. This proposal is passed on to the heads of each department/division/unit through the Safety and Environment Division so that they can plan the preventive activity in consensus with the management, reporting the planned and executed measures to the Safety and Environment Division to carry out the correct control and monitoring of the same.

- Procurement and purchasing

There is a procurement procedure for machinery, chemical products and personal protective equipment. In any case, all machinery and protective equipment purchased has CE marking, EC Declaration of Conformity and instruction manual in Spanish.

All chemicals purchased come in properly labelled containers with the manufacturer's safety data sheet.

- Health damage analysis

We work with a mutual accident insurance company that issues an annual accident report, and all accidents are investigated with the involvement of Quirónprevención to identify their causes and prevent them from recurring.

- Coordination of business activities

In compliance with the obligations regarding the coordination of business activities, the document "Preventive information and instructions in relation to the risks existing in the Bay of Cadiz Port" has been drawn up, which is given to all the companies that carry out any activity in the Bay of Cadiz Port in compliance with

the duty to inform of the risks inherent in the port area, prevention measures to adopt and measures in the event of an emergency.

The carrying out of commercial, industrial or service activities in the Bay of Cadiz Port requires authorisation, either through the granting of concessions/authorisations for the occupation of the Public Domain and/or authorisations for the carrying out of services and commercial activities.

Companies holding a Concession/Authorisation in the Bay of Cadiz Port, must comply with the obligations of the OWNER COMPANY in relation to compliance with the obligations regarding the Coordination of Business Activities in the Prevention of Occupational Risks within the scope of their Concession/Authorisation.

Any companies that carry out works or services for the Port Authority or that share the work centre with it, designate a person in charge who will keep in contact with the Safety and Environment Division of the Port Authority, to ensure complete coordination.

Quironprevención provides support and services to the Safety and Environment Division in the coordination of business activities for the companies indicated.

The APBC has a "PREVENTION PROCEDURE FOR THE APPLICATION OF R.D.171/2004 ON COORDINATION OF BUSINESS ACTIVITIES" which is implemented and periodically reviewed.

Those companies that provide services to the APBC are registered on a Business Activity Coordination Support Platform, for accreditation prior to the provision of services, the management and maintenance of which is carried out by Quironprevención in accordance with the aforementioned procedure.

- Emergency response

The APBC has a self-protection plan that complies with

R.D.393/2007, in its latest revision, initially drawn up in compliance with R.D. 145/1989, and subsequently in accordance with R.D. 1196/2003.

There is a collaboration agreement with the Provincial Consortium of Fire-fighters of the Bay of Cadiz for their intervention in any emergency situation that cannot be controlled by the Port's own means.

- Training of workers

The Human and Organisational Resources Division is in charge of managing the training given to the employees of the APBC, establishing annual training plans, as well as an online platform for courses available to employees.

The Safety and Environment Division prepares the document "ANNUAL PROPOSAL FOR TRAINING ACTIONS IN PREVENTIVE MATTERS IN THE BAY OF CADIZ PORT AUTHORITY", which is reviewed and updated annually. This document is taken into account for the preparation of the entity's training plans.

In addition to the programmed start-up training and adaptation to the job, tailored courses on Occupational Risk Prevention are given as required, which are designed for the job in question.

- Informing workers

We have drawn up an Information Manual on Occupational Risk Prevention, which contains a detailed list of prevention measures and best practices to be adopted by workers during the performance of their duties, as well as the risks to which they will be exposed in the port environment.

This manual is given to workers when they are hired, and the Safety and Environment Division is at their disposal for any queries or clarifications regarding the contents of the document.

This manual is regularly reviewed and updated.

- Health surveillance

Health surveillance is arranged with Quironprevención, a company that carries out regular annual medical check-ups for all APBC staff.

- Procedures and internal regulations

For the implementation of the occupational risk prevention system in a process of continuous improvement, in addition to the documents mentioned in the previous points, new internal procedures are drawn up for carrying out the different preventive activities.

3.3. Preventive Policy

The APBC's preventive policy aims to provide workers with effective protection against occupational hazards so that work is carried out under the best possible health and safety conditions.

The purpose of the prevention plan is to reflect the guidelines to be followed by the organisational structure in order to involve the staff in the prevention policy of the Bay of Cadiz Port Authority and to develop a participative prevention management that takes advantage of the capacities of all the people involved, as well as the training and information of all the staff involved in it.

In order to achieve the objectives, procedures will be used for risk prevention management and specific means such as: risk assessment, preventive action planning, periodic safety visits, etc. A preventive programme will be drawn up annually, in which the preventive actions to be carried out by the External Prevention Service will be planned in order to comply with the objectives set.

The APBC assumes the commitment to provide the human, economic and material resources necessary to achieve the objectives in terms of risk prevention set out above, which are as follows:

Human Resources, advice from the external prevention service through technicians specialising in occupational safety, industrial hygiene and ergonomics and applied psychosociology, together with personnel from the health monitoring area specialising in occupational medicine, coordinated by the Port Development Department through the Head of the Safety and Environment Unit.

Technical and material resources, which the APBC makes available to comply with the planning of preventive action, specifying the material and technical resources that are necessary in the entity.

Financial resources, which are necessary to carry out the planned actions. A financial amount is allocated annually for the management of occupational risk prevention and will be allocated to the cost of the external prevention service contract and to the different financial items determined in the preventive action plans. The economic resources allocated to prevention can be preventive economic resources and corrective economic resources, depending on the characteristics of the preventive measures and the activities to be carried out.

Corrective economic resources, correspond to the economic resources allocated to the adoption of the preventive measures established in the different technical activity reports on specialised Occupational Risk Prevention, in addition to the resources allocated to:

- Protections at workplaces and on machines.
- Adjustments to workplaces.
- Training in the prevention of occupational risks.

Preventive economic resources correspond to the technical activities and protective measures that are carried out to improve working conditions and workplaces:

- Preventive maintenance of workplaces, general installations.
- Updating of training in prevention for workers.

3.4. Actions Arising from the COVID-19 Pandemic

On March 11, 2020, the World Health Organization (WHO) declared that the emergency situation caused by COVID-19 constituted a global pandemic. The COVID-19 pandemic, since its beginning, has had a great impact on the health of the population, as well as important implications in all sectors of society and in the daily life of citizens.

The available scientific evidence and the evolution of the epidemiological situation in most of the countries of the world led to the statement made by the Director General of WHO on May 5, 2023, in which he expressed his agreement with the advice given by the Emergency Committee in relation to the COVID-19 pandemic and determined that COVID-19 no longer constitutes a public health emergency of international concern (PHEIC), being now an established and persistent health problem that requires a change in its surveillance and control mechanisms.

In this context, on July 5, 2023, Order SND/726/2023, of July 4, 2023, was published in the Official State Gazette (BOE) number 159, making public the Agreement of the Council of Ministers of July 4, 2023, declaring the end of the health crisis situation caused by COVID-19.

One of the lessons learned from the pandemic is that the public is responsible and plays a fundamental role in reducing the transmission of respiratory infections. It is important to maintain this culture of responsibility that we have acquired in recent years, and to continue using masks and other hygienic measures in the presence of symptoms of respiratory infection.

Aware of the seriousness of this worldwide pandemic, the APBC, committed to the safety and health of the workers in our service, continues to provide FFP2 self-filtering masks to all personnel who request them.

3.5. Other Preventive Actions

In addition to the above, the following actions are carried out in the area of Occupational Risk Prevention.

3.5.1. Accreditation of companies to provide services to the APBC

The APBC has a computer application, with web access and browsing, which allows the configuration, management and control of the documentary requirements demanded by the owner/main companies from their contractors, subcontractors and suppliers in terms of the coordination of business activities, thus complying with the legal requirements established in article 24 of Law 31/1995 on the prevention of occupational risks and in its Royal Decree of development R.D. 171/2004 on the coordination of business activities.

The companies that provide services for the Port Authority are incorporated into the application, where information is exchanged between the company and the Port Authority and are accredited after validation of the documentation requested by the technician who manages the application.

There are currently 75 companies registered, and they are being set up in accordance with the entity's service needs.

3.5.2. Industrial Safety

Industrial Safety is the system of mandatory provisions aimed at preventing and limiting risks, as well as protecting against accidents capable of causing injury to persons, property or the environment arising from industrial activity or from the use, operation and maintenance of installations or equipment and from the production, use or consumption, storage or disposal of industrial products.

The Safety and Environment Division provides the advice required by the Conservation and Maintenance Division to ensure that these industrial facilities comply with the applicable legislation in force.

- Lifting devices.
- Gas installations and storage of gaseous fuels.
- Thermal installations (heating, air conditioning and domestic hot water).
- Pressurised equipment.
- Refrigeration installations.
- Storage of chemical products.
- Prevention of major accidents with hazardous substances.

3.5.3. Accident rate

All the efforts taken to comply with the objectives of Occupational Risk Prevention, as well as to comply with legislation on the matter, are reflected in the following results in terms of accident rate data obtained for the year 2023:



4. EXTERNAL PREVENTION SERVICE

The APBC has contracted Quironprevención for technical assistance in the exercise of the functions of the external prevention service and the organization and management of the coordination of business activities in the APBC, these activities being regulated by a series of CA-088-22 technical benchmarks.

Quirónprevención provides the APBC with a full-time technician to carry out these functions, directed and coordinated through the Port Development Department by means of the Safety and Environment Division.

In relation to the functions to be carried out by the External Prevention Services, article 20 of the Regulation of said Services, approved by Royal Decree 39/97, of 17th January (B.O.E. 31 January 1997), the annual report of its activities is presented, which summarises the most representative Prevention of Occupational Hazards actions carried out during the current period.

In order to guarantee compliance with Law 31/1995, the Port Authority's preventive action follows a programmed action whose objective is to monitor the Management System established through the Prevention Plan, in each of the most significant preventive aspects of the applicable regulations. This Prevention Plan is periodically reviewed and approved according to the needs of the APBC.

Every year, the External Prevention Service prepares the document "Prevention Service Annual Programme" in agreement with the Port Development Department through the Safety and Environment Division to guarantee adequate protection of workers against occupational hazards.

In accordance with the established Prevention Plan and in compliance with the advisory and consultancy work, the main actions carried out by the external prevention service are listed in the Annual Report on Technical Activities for the year 2023:

Annual programme of technical preventive activities:

Preparation of the document "Annual programme of technical preventive activities" for the year 2023.

Review of Reported Accident Investigation Sheets:

Review of the five accident investigation sheets reported under prevention note O16: Accident investigation protocol and reporting implemented in the entity. During the course of the year 2023, 3 fiches were notified for review.

Training:

The main training activities carried out are presented:

- Drafting of the document: "Annual proposal of training actions in preventive matters of the Bay of Cadiz Port Authority", year 2023.

- Registration, tutoring and administrative management of the online courses carried out on the Quironprevención Campus, completing a total of 176 training actions with a total of 499 hours of training:

- o Prevention of Labor Risks and Environment in the Port Police (2 hours - Online)– 47 courses completed.
- o Safety, Health and Environment in Maintenance Operators (2 hours, Online) - 11 courses completed.
- o Prevention of Labor Risks and Environment at Fish and Wholesale Markets (2 hours, Online)– 5 courses completed.
- o Chemical Storage and Handling (2 hours, Online) - 1 course completed.
- o Health and Safety in the Construction Industry (2 hours, Online) - 1 course completed.
- o Stop stress. How to manage it (2 hours, Online) - 1 course completed.
- o Workplace harassment training and sensitivity (2 hours, Online) - 1 course completed.
- o Risk prevention in office positions - (2 hours, Online) - 2 courses completed.

- o Fire prevention and emergency response (4 hours, Online) - 10 courses completed.
- o Risk prevention in jobs with asbestos exposure (2 hours, Online) - 1 course completed.
- o Healthy Lifestyle Habits (2 hours, Online) 1 course completed.
- o Equality Awareness (2 hours, Online) - 1 course completed.
- o Forklift Safety (2 hours, Online) - 1 course completed.
- o First Aid (4 hours, Online) - 5 courses completed.
- o Outdoor work and exposure to solar radiation (2 hours, Online) - 69 courses completed.
- o Selection and use of portable fire extinguishers - (2 hours, Online) - 1 course completed.
- o Equality plans. Members of the Equality Commission (3 hours - Online) - 4 courses completed.
- o Prevention and awareness of workplace violence and harassment (3 hours, Online) - 5 courses completed.
- o Mobility and Road Safety (4 hours, Online) - 4 courses completed.
- o Electrical risk prevention - (4 hours, Online) - 1 course completed.
- o Training for the performance of entry-level functions (50 hours, Online) - 2 courses completed.

Risk assessment:

The initial risk assessments (IRA) that have been carried out/updated are listed, as well as the associated documentation, preventive planning proposal (PPP) and occupational risk information documentation (ORI):

- Drafting of the Initial Risk Assessment (IRA) of job positions and Preventive Planning Proposal (PPP) and Occupational Risk Information (ORI) derived therefrom:

- Drafting the Initial Risk Assessment (IRA) IRA P05 PRESIDENCY AND DIRECTORSHIP and related documentation (PPP and ORI).

- Drafting the Initial Risk Assessment (IRA) IRA P06 COMMERCIAL DEPARTMENT and related documentation

(PPP and ORI).

- Initial Risk Assessment (IRA) IRA P07 COMMUNICATION, PROTOCOL AND INSTITUTIONAL RELATIONS DEPARTMENT and related documentation (PPP and ORI).

- Drafting the Initial Risk Assessment (IRA) IRA P08 PORT MANAGEMENT DEPARTMENT and related documentation (PPP and ORI).

Emergency measures:

In terms of emergency measures, the following actions have been carried out:

- Update of the Border Control Post (BCP) Emergency Measures document. - final version October 2023.

Actions for the coordination of business activities:

In the field of Coordination of business activities, following the established procedure, in compliance with RD. 171/2004 on Coordination of Business Activities, the coordination of business activities has been carried out through the Safety and Environment Division, exchanging information, reviewing documents if necessary, delivering the manual "Preventive information and instructions in relation to the risks existing in the port of the Bay of Cadiz" and drafting the proposal for the act of coordination of business activities with the following companies using the port area, 104 companies have been coordinated during the year 2023.

Management and maintenance of the support platform for the coordination of business activities, OHS CAE, where the companies that perform services for the APBC are accredited prior to the performance of their services, which currently has a base of 100 registered companies.

Various activities:

The following is a list of other activities of various kinds

carried out in the field of Occupational Risk Prevention during the year 2023:

- Drafting of quarterly reports on technical preventive activities for 2023.
- Proposed revision number 16, of the document "Manual of Preventive Information and Instructions in relation to the existing risks in the Port of Cádiz Bay", general revision.
- Proposal to change the format of the "APBC Health and Safety Manual" document.
- Update of Prevention Note O12: Fixed service scales.
- Preparation of the Prevention Note NPO21-230605 Action protocol for exposure to thermal stress 2023, as well as a proposal for preventive planning derived from it.
- Revision of Prevention Note O16 Accident communication and investigation protocol.
- Continuous advice on PRL matters.
- Control visits to the different companies and sites requested by the Safety and Environment Unit.

5.ENVIRONMENTAL MANAGEMENT AND POLLUTION PREVENTION

5.1. Environmental Management System

As it is already known, the mission of the Bay of Cadiz Port Authority is to contribute to the economic and social development of its area of influence, through the efficient and sustainable management of the port infrastructures and the public domain and the provision of quality services in order to offer the most competitive transport of people and goods.

Likewise, one of the values on which the strategic policy of the APBC is based is "safety, protection of people and property and respect and care for the environment".

To continue working in this endeavour, in 2022 an Environmental Management System has been set up to monitor the port's environmental performance and the main environmental aspects of the organisation, as well

as the associated environmental risks. As a consequence, this will contribute to a more efficient and consolidated environmental management of the general services and the control of the port service of goods handling in the area of the "La Cabezuela" service area.

As an important milestone, the internal audit of the system was successfully approved in October 2022 and the certification audit was also approved during the first quarter of 2023.



As a goal throughout 2023, the APBC has extended the scope of the System to the port facilities of El Puerto de Santa María, to the fishing activity and to the works carried out by the Port Authority, certification that is expected to be obtained during 2024.

During the month of December 2023, the Internal Audit was carried out and the External Certification Audit is scheduled for April 2024.

In addition, environmental training is a fundamental pillar for the EMS, so in 2023, informative sessions were organized for APBC personnel to raise awareness of all that this certification entails. Two specific courses on this subject continue to be given to new employees, aimed at workers at the fish market and the Port Police. In addition, a course has been designed and implemented for employees of the Maintenance and Aids to Navigation Division..

5.2. Prevention of accidental pollution

5.2.1. Internal maritime plan of the bay of cadiz port

It is vital to have operational response procedures in place for a marine pollution emergency to ensure a rapid response and to act effectively to minimize the consequences. This requires the establishment of a coordination mechanism among the various agents involved in the event of an emergency, and the establishment of a hierarchical, functional structure of qualified, properly trained personnel, who know their functions, the facilities, available means and procedures to be followed in the event of an emergency situation.

For this reason, the Cadiz Bay Port Authority (hereinafter APBC, for its initials in Spanish) has decided to equip itself with the material and human resources to guarantee this action, in case of necessity.

In addition to the above, in 2006 the APBC drew up the Interior Contingency Plan against Accidental Marine Pollution in accordance with Royal Decree 253/2004,

of 13 February, which establishes measures to prevent and combat pollution in loading, unloading and handling operations of hydrocarbons in the maritime and port areas. Subsequently, this document has been revised and updated according to the needs and realities of the Cadiz Bay Port. With the entry into force of Royal Decree 1695/12, of 21 December, approving the National System of Response to Marine Pollution, which replaces Royal Decree 253/2004, of 13 February, establishing measures to prevent and combat pollution during the loading, unloading and handling of hydrocarbons in the maritime and port areas, a thorough revision of the document was carried out, leading to the completion of the current version for 2020 of the Maritime Internal Plan (hereinafter MIP).

The function of the Cadiz Bay Port Authority, in accordance with the stipulations of the MIP, consists of establishing coordination mechanisms with the Maritime administration and the facilities / activities affected by the aforementioned regulations.

In 2023, 1 spill have required the activation of the MIP, acted in accordance with the established procedures The SEA CONDOR vessel broke its ropes at the outer dock of El Puerto de Santa María in November, and although it was not necessary to deploy resources, action was taken in accordance with the established procedures.

5.2.2. Resources available

5.2.2.1. Human

Emergency services are organized as follows:

- A. EMERGENCY MANAGER
- B. OPERATIONS COORDINATOR
- C. TECHNICAL ADVISORY COMMITTEE
- D. PUBLIC RELATIONS OFFICE
- E. RESPONSE GROUPS:
 - o Response Group
 - o Health Care Group
 - o External Aid:

- Land / Sea Intervention Group.
- Water sheet cleaning service.
- Amarradores del Puerto de la Bahía de Cádiz.
- Corporación de Prácticos de Cádiz SLP.
- Transport and waste group.

F. LOGISTICAL SUPPORT GROUP:

- o Logistical Support
- o Supplies and Repairs
- o Traffic and Evacuation

5.2.2.2. Material resources

The equipment and materials that the APBC has for use in case of contingency are located, for the most part, in the Security and Environment warehouse located in the Edificio Polivalente Conservación - Policía Portuaria de la Dársena de Cádiz.

Furthermore, due to the large surface area and number of port facilities managed by the Port Authority, and in order to be able to respond quickly in the event of an emergency, anti-pollution resources are available at other locations. Specifically, there are 3 containers with a certain number of sections of anti-pollution barrier located at the foot of the quay at the various facilities.


During the year 2023, three security warehouses were equipped with anti-pollution material at the port facilities of the Free Trade Zone, El Puerto de Santa María and La Cabezueta.

In 2021, the APBC’s service for the collection of floating solid waste and maintenance of anti-pollution measures was awarded to the joint venture TINCASUR SUR, S.L. - OCEAN CLEANER TECHNOLOGY, S.L., in force throughout the year 2023, which places its vessel OC-Tech Horizon at the disposal of this Port Authority for the development of this service as well as for emergency situations.

OC-Tech vessels have a localised cleaning system below deck, have a large open deck and are European award-winning products that are necessary for society.

The cleaning system of this vessel is characterised by its high efficiency in cleaning and continuous storage of all types of floating spills, from oils, hydrocarbons or microalgae to plastics, microplastics or any floating marine debris, being able to store separately and continuously the spills and solids collected at sea or in the harbour.

The vessel, berthed in the fishing dock of the Bay of Cadiz Port, is at the disposal of the APBC to carry out numerous tasks, including the availability of a fast emergency vessel 24 hours a day, every day of the week. With a cruising speed of 14 knots, the vessel is capable of responding promptly to any disaster or emergency that needs to be dealt with. The vessel is capable of being loaded with pollution barrier reels and deploying them around the leaking vessel or along the area or ridge to be protected, and then assisting with the collection and clean-up of the spill.



1. APBC Safety and Environment Warehouse
 2. Storage of the anti-pollution barriers at Reina Sofia Quay
 3. Storage of the anti-pollution barriers in Puerto de Santa María
 4. Vessel available for emergencies

The elements for pollution control are listed in the following table:

SPECIFIC MEANS FOR POLLUTION CONTROL	
MEANS	LOCATION
Ocean containment barrier (cylindrical floats) markleen a850 hd (500 m, in 25 m lengths)	350 m Cádiz. Reina Sofia Pier. 150 m El Puerto de Santa María. Outer Pier.
4 Tidal compensator guides	2 Cádiz. Reina Sofia Pier. 2 El Puerto de Santa María. Outer Pier.
3 Double-door iso 20' containers with double-door system Rapid deployment	2 Cádiz. Reina Sofia Pier. 1 El Puerto de Santa María. Outer Pier.
3 Barrier repair kits (one per container)	Cádiz. Security Warehouse.
Foilex mini skimmer (hoses and adaptors)	Cádiz. Security Warehouse.
2 Power units with decanting pump	Cádiz. Security Warehouse.
Skimmer ms 10 (brush, drum and disc) with skimmer unit and Power and replacement cartridges	Cádiz. Security Warehouse.
1 Hydraulic barrier collection reel	Cádiz. Security Warehouse.
Transfer tank (10 m3)	Cádiz. Behind Hazmat enclosure.
13 Gr 1000 l.	1 Cádiz. Security Warehouse. 2 Cádiz. Pump room. 1 Cádiz. On the water sheet cleaning boat. 4 Cabezueta. Security Warehouse. 5 El Puerto de Santa María. Safety Container.
9 Absorbent barrier bags	4 Cádiz. Security Warehouse. 2 Free Trade Zone. Security Warehouse. 3 El Puerto de Santa María. Security Warehouse. 5 Cádiz. Security Warehouse. 2 Cabezueta Security Warehouse. 1 Free Trade Zone. Security Warehouse. 2 El Puerto de Santa María. Security Warehouse.
10 Units of absorbent rolls	6 Cádiz. Security Warehouse. 5 Cabezueta. Security Warehouse 1 Free Trade Zone. Security Warehouse. 3 El Puerto de Santa María. Security Warehouse.
15 Boxes of absorbent blankets	12 Cádiz. Security Warehouse. 2 Cabezueta. Security Warehouse.
14 Tubular absorber	4 Cádiz. Security Warehouse.
4 Boxes of absorbent pillows	50 Cádiz. Security Warehouse. 20 Cabezueta Security Warehouse. 12 Free Trade Zone. Security Warehouse.
122 Bags of absorbent material (20 kg)	40 El Puerto de Santa María. Security Warehouse.


5.2.3. Drill

The preparation of personnel for emergency action in the maritime terminals and service waters of the Bay of Cadiz Port is completed with the carrying out of practical drills for the activation of the PIM and the control of risk situations, which allow us to:

- Familiarize staff with self-protection or evacuation tasks and increase confidence.
- Improve the level of coordination among staff.
- Identify deficiencies in available resources (human and material).
- Detect errors and possible improvements in the Bay of Cadiz Port’s PIM.

On this basis, emergency drills are programmed and carried out annually in the Bay of Cadiz Port, in which both its own personnel and personnel from external emergency services participate.

Below is a summary of the most significant actions carried out during the drill exercise during 2023:

SIMULATION PLANNING	
Objective of the simulation:	<p>The purpose of this exercise is to assess and verify the following:</p> <ul style="list-style-type: none"> • The operation and effectiveness of alarm systems, warning and notification procedures. • The speed of response and the time spent on each action of the Intervention Groups and the implementation of the measures. • The operation of the measures and a first evaluation of their effectiveness. • Familiarize personnel with pollution control tasks and materials. • Coordination among personnel. • Identification of deficiencies in available resources. • Detect errors and possible improvements of the PIM.
Scope of the simulation:	<p>The scope of the drill would be the simulation of an emergency due to a diesel oil spill during the refueling of the vessel Río Piedras I at the facilities of Puerto América, which would activate the PIM of the APBC in situation 0 of pre-alert. This would involve:</p> <ul style="list-style-type: none"> • Receipt of the Local Emergency Chief’s notice from the Maritime Auxiliary Service. • Carrying out the “Order of Calls in a pre-alert situation” for a possible activation of the Plan to Level 1. • Control with the means of the Concession / Port.
Accident scenario:	<p>Spillage of diesel fuel during the refueling of the vessel Río Piedras I when the nozzle of the diesel fuel tank broke, causing the fuel to spill into the dock of Puerto América.</p> <p>The Maritime Auxiliary Service personnel in charge of supplying the fuel at the time estimated the amount spilled to be between 5 and 10 liters of fuel.</p> <p>After the analysis by the Local Emergency Chief of the prevailing wind conditions, force 2 northwest and the tide conditions, a filling low tide, he activated the Maritime Interior Plan and ordered the placement of the barrier in order to confine the slick inside the port.</p>
Date and time of the drill:	05/06/2023 - 11:00.
Location:	Puerto América
Map:	

SIMULATION PLANNING	
Starting data/basic information:	<p>The conditions of the simulated situation and the spill are as follows:</p> <ul style="list-style-type: none"> • Product: Gasoil • Quantity: between 5 and 10 liters of fuel <p>The request for the simulation was presented in the entry registry of this PA on 05/31/2023 with entry registry number 2023-E-RE-734, being authorized on the same day with exit registry number 2023-S-RE-776.</p>
Simulation development:	<p>The vessel Río Piedras I requested to refuel gasoil at the Port of Puerto America port office, to which a reply was received indicating that it should go to the fuel pontoon where the Auxiliary Port Service (SAP) personnel were waiting for it. Once the refueling began, for unknown reasons, the vessel began to veer until it disconnected the nozzle of the hose that was being used, spilling about 5 liters of fuel into the dock. This is when the drill would begin:</p> <ul style="list-style-type: none"> • 11:10 - The SAP Dock Operator detects the spill of product into the aquatic environment and gives the ALARM signal to the Operations Coordinator who orders the shutdown of pumps and closure of valves to stop the operation. • 11:13 - The SAP contacts the Local Emergency Chief (LEC) and informs him of the situation so that he can go to the supply area to evaluate the case and implement the action protocol. • 11:15 - The LEC arrives at the supply area and starts the first assessment of the situation based on all the data about the incident. As the slick has expanded out of the supply area, he decides to deploy the containment boom at the mouth of the harbor. • 11:16 - The LEC initiates the Port’s Maritime Interior Plan (MIP) by communicating with the General Emergency Chief, the Agency’s Exploration Area Chief and the port office. • 11:07 - The Emergency Coordination Center (CECEM) is called. • 11:19 - The Maritime Rescue and Anti-Pollution Coordination Center of Cádiz is called. The Real Club Náutico de Cádiz was also alerted to put its PIM on alert. • 11:20 - The Emergency Control Center of the APBC is called. • 11:22 - The corresponding tasks are entrusted to the personnel present at the port: <ul style="list-style-type: none"> -The Local Emergency Chief and the harbormaster go to the location of the vessel. -The SAP moves to the location of the container where the stored barrier is placed (Green Beacon). • 11:25 - SAP arrives at the green marker. • 11:26 - The opening of the container begins and the barrier is prepared for deployment as soon as the vessel arrives. • 11:28 - The vessel arrives at the mouth, so the SAP begins to lower the barrier from the green marker. • 11:40 - The LEC terminates the placement of the barrier. • 11:45 - The removal of the barrier begins. The APBC vessel Horizon, in charge of contaminant removal, arrives. Once the boom is moved to the dock of the breakwater, the lifting of the boom begins, so that it can be laid on the beacon and then cleaned and hung in the container.

SIMULATION PLANNING	
Simulation development:	<ul style="list-style-type: none"> • 11:50 - The LEC terminates the drill, which is communicated to the General Emergency Chief and the rest of the administrations previously notified: <ul style="list-style-type: none"> - Emergency Coordination Center (CECEM). - Maritime Rescue and Anti-Pollution Coordination Center of Cádiz. - Emergency Control Center of AP Cádiz. • 11:50 - The LEC te
Estimated duration:	1 hour
Means (material and human) involved:	<p>The Human and Material Resources are provided by the Concession:</p> <ul style="list-style-type: none"> • Head of Emergency - Head of Operation Area Seville. • Local Emergency Chief - Zone Chief of Cádiz Centro. • Office administrative staff. • Port. • Port Auxiliary Service personnel. <p>The APBC collaborates with the following material resources:</p> <ul style="list-style-type: none"> • Port vessel OC-TECH HORIZON assigned to the floating solids collection and anti-pollution means maintenance service. • Barrier towing equipment. • 4 sections of 25 meters of 500 mm cylindrical retaining barrier. • Personal protective equipment (PPE) - Life jackets for the boat's crew.
Observer/s	<ul style="list-style-type: none"> • Head of Safety and Environment Unit - Port Authority Bay of Cádiz. • Maritime Safety Inspector - Capitanía Marítima. • Head of the Maritime Rescue Center of Cádiz - SASEMAR. • Head of Port Operations Department - Agencia Pública de Puertos de Andalucía. • Technician of Port Operations Department - Agencia Pública de Puertos de Andalucía. • Sales Manager - SORBOCONTROL
Outside assistance:	No.
Prepared by, on date:	Head of Safety and Environment Unit.
Approved by, on date:	Head of Safety and Environment Unit.
Reported to, on date:	-

EXECUTION OF THE DRILL AND FOLLOW-UP	
Time::	11:10
Action:	Start of the simulation: a spill is detected during fueling of the vessel Río Piedras 1. The SAP operator proceeds to close the manifold to stop the spill.
Performed by:	SAP Dock Operator
Time:	11:13
Action:	The SAP contacts the Local Emergency Chief.
Performed by:	SAP Dock Operator
Time::	11:15
Action:	The LEC arrives at the incident area and begins the first assessment of the situation.
Performed by:	Local Emergency Chief.
Time:	11:16
Action:	The LEC activates the Port's Maritime Interior Plan, communicating with the General Emergency Manager, the Agency's Area Operations Manager, as well as the port office. In addition, he calls in chain to: CECEM, Maritime Rescue and Anti-Pollution Coordination Center of Cádiz and the Emergency Control Center of the APBC, who communicates it to the Head of the Safety and Environment Unit of the APBC.
Performed by:	Local Emergency Chief.
Time::	11:25
Action:	The SAP arrives with the van at the green beacon, where the container with the barrier is located.
Performed by:	Port Auxiliary Service.
Time:	11:26
Action:	The barrier is left ready for later deployment. (photo 1)
Performed by:	Port Auxiliary Service.
Time::	11:28
Action:	By order of the Head of the Security and Environment Unit of the APBC, the vessel Horizon arrives to the service of the APBC. (photo 2)
Performed by:	
Time:	11:28
Action:	Deployment of the barrier begins with the help of the personnel of the vessel in the service of the APBC. (photo 3)
Performed by:	SAP and vessel personnel in the service of the APBC.
Time::	11:40
Action:	Completion of barrier deployment. (photo 4)
Performed by:	SAP and vessel personnel in the service of the APBC.
Time:	11:45
Action:	Barrier collection begins.
Performed by:	SAP and vessel personnel in the service of the APBC.
Time::	11:50
Action:	Conclusion of the deployment of the barrier with the help of the moorers. The chain of calls is made to inform of the end of the exercise. (photo 5) The LEC ends the drill.
Performed by:	Local Emergency Chief.




1




2



3



4



5

5.3. AIR QUALITY

In the “Air Quality” area during the year 2023, as a result of the Self-Control Plan for Non-Channelled Emissions at the Cabezuela Quay - Puerto Real approved by the Department of the Environment of the Andalusian Regional Government, the Port Authority agreed with the Administration Collaborating Company (ECA), INGENIERIA DE GESTION AMBIENTAL S.L.U (INGEIN)., to carry out 2 annual samplings to assess the concentration of sedimentable and suspended particles derived from the handling of bulk materials. Four sensitive points in the port’s public domain were selected and four sampling stations were installed, each consisting of a suspended particle sampler (24-hour sampling) and a sedimentable particle sampler (15-day sampling).

The campaigns were carried out in June and December 2023, obtaining the following results:

Sample date	Campure position	Result		Comparation valour limit	
		Sedimentable Mg/m2día	Suspension µg/m³	300 Mg/m2.día	150 µg/m³
		Uncertainty method			
20%	20%				
July 2023	Point 1: Cabezuela Control	196	198	0,65	1,32
	Point 2: Cabezuela South	82,1	73,3	0,27	0,49
	Point 3: Cabezuela West	181	114	0,60	0,76
	Point 4: Purifier (white)	170	73,1	0,57	0,49
December 2023	Point 1: Cabezuela Control	81	37,1	0,27	0,25
	Point 2: Cabezuela South	89,4	43,3	0,30	0,29
	Point 3: Cabezuela West	59,7	24	0,20	0,16
	Point 4: Purifier (blanco)	60,8	21,9	0,20	0,15



6



8



7



9

- 6. Cabezuela control station. Point nº1.
- 7. Cabezuela shout station. Point nº2.
- 8. Cabezuela west station. Point nº3.
- 9. Purifier station. Point nº4.
- 10. Stations location.



10

UNIDAD TÉCNICA DE MEDIO AMBIENTE

INFORME	
Título/Descripción:	Informe de Ensayo para declarar conformidad de las emisiones no canalizadas de partículas totales en suspensión y partículas sedimentables. Control Junio-Julio 2023.
Fecha de emisión:	20 de septiembre de 2023
Código o Referencia:	OV2921_00092_23_1-1
Instalación objeto del informe:	Instalaciones del Puerto de Cádiz en el Bajo de la Cabezueta (Puerto Real, Cádiz)
CLIENTE SOLICITANTE	
Razón social:	AUTORIDAD PORTUARIA DE LA BAHÍA DE CÁDIZ
Persona contacto:	Dª. Ana Garrido Lopez
Dirección:	Plaza de España, 17.
CP y Población:	11006, Cádiz.
Provincia:	Cádiz.
ENTIDAD QUE EMITE EL INFORME	
Razón Fiscal:	INGENIERÍA DE GESTIÓN INDUSTRIAL, S.L.U.
Centro responsable del informe:	Delegación Sur: Calle Doctor González de la Cotera, 16 El Puerto de Santa María (Cádiz)
Departamento:	Unidad Técnica de Medio Ambiente
Teléfono:	952 97 83 53

Elaborado por:	Aprobado por:
MARIA BEGONA MELGOSA ESCALAN TE	
Fdo.: Begoña Melgosa	Fdo.: Juan Fco. Pinto Vega
Responsable de Proyectos	Director Técnico



Ingeniería de Gestión Industrial, S.L.U. – CIF B-13102009 – www.ingein.es
 C/ Propano, 40 Polígono de San Cristobal. 47012 Valladolid

UNIDAD TÉCNICA DE MEDIO AMBIENTE

INFORME	
Título/Descripción:	Informe de Ensayo para declarar conformidad de las emisiones no canalizadas de partículas totales en suspensión y partículas sedimentables. Control Diciembre 2023- Enero 2024.
Fecha de emisión:	18 de marzo de 2024
Código o Referencia:	OV2921_00092_23_1-2
Instalación objeto del informe:	Instalaciones del Puerto de Cádiz en el Bajo de la Cabezueta (Puerto Real, Cádiz)
CLIENTE SOLICITANTE	
Razón social:	AUTORIDAD PORTUARIA DE LA BAHÍA DE CÁDIZ
Persona contacto:	Dª. Ana Garrido Lopez
Dirección:	Plaza de España, 17.
CP y Población:	11006, Cádiz.
Provincia:	Cádiz.
ENTIDAD QUE EMITE EL INFORME	
Razón Fiscal:	INGENIERÍA DE GESTIÓN INDUSTRIAL, S.L.U.
Centro responsable del informe:	Delegación Sur: Calle Doctor González de la Cotera, 16 El Puerto de Santa María (Cádiz)
Departamento:	Unidad Técnica de Medio Ambiente
Teléfono:	952 97 83 53

Elaborado por:	Aprobado por:
MARIA BEGONA MELGOSA ESCALAN TE	DAVID ARRIBAS COBO
Fdo.: Begoña Melgosa	Fdo.: David Arribas Cobo
Responsable de Proyectos	Adjunto Dirección Técnica



Ingeniería de Gestión Industrial, S.L.U. – CIF B-13102009 – www.ingein.es
 C/ Propano, 40 Polígono de San Cristobal. 47012 Valladolid

12. Atmospheric immission test reports 2023.
 13. These new protection screens are 233 linear metres long and 14 metres high.

The 2023 measurements show that the values obtained in previous campaigns have been substantially improved, being well below the established limits. However, the Port Authority continues to take additional measures to limit the dispersion of sedimentable particles and particles in suspension, consisting of:

- Periodic watering of roads on days of operation with bulk materials susceptible to wind erosion.
- Mandatory use of an awning on trucks, depending on the type of bulk material and weather conditions.
- Exercise control of the measures established in the air quality improvement plans (loading/unloading and transfer control sheets).
- Construction of new protective screens at the Cabezueta quay.

Since August 2020, the old screens have been replaced by a new configuration (left, old screens).



13



14



15



16



17

14.-Planting of trees as a natural barrier.
 15.-Implementation and maintenance of wheel washers.
 16. Wheel washer in operation.
 17. Proposed route.

Furthermore, during the year 2020, the Port Authority has executed the project called “Protective Screens During Bulk Handling and Storage and Other Measures for the Environmental Improvement of La Cabezueta”, a project that is expected to be completed in the year 2021. This project has developed the following environmental integration measures for the movement of bulk solids in the port facility of La Cabezueta:

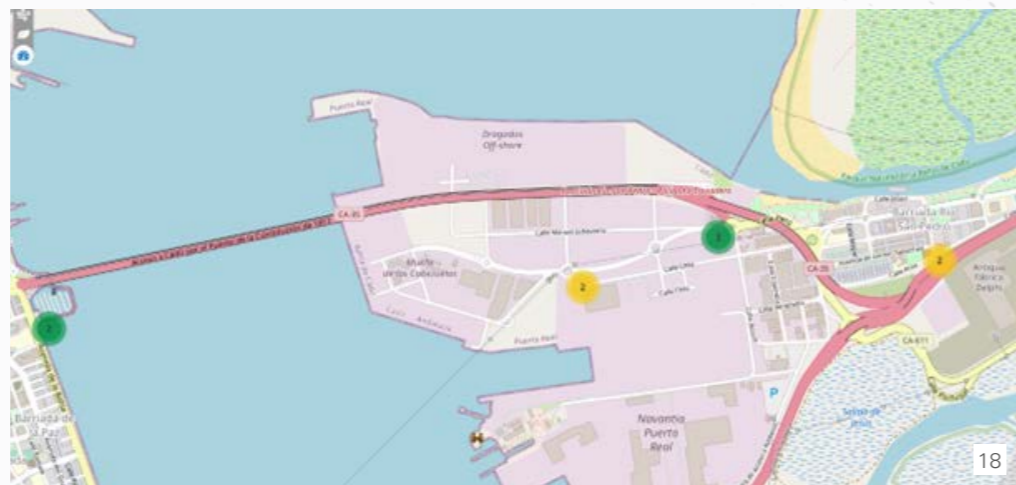
- Supply and commissioning of four nebulizers.
- Construction of new protective screens, the protected area has been extended from the previous 75 metres to 233 linear metres and the height of the screens has been increased to 14 metres. The barrier obtained is formed by 58 modules of screens of 4 meters long, of which 42 are located parallel to the pier and 16, perpendicular to it, in two alignments of 8 modules each one. The screens are made of hot galvanized metal structure, with reinforced concrete foundations and textile barrier. The top will have a 42° inclination to improve efficiency
- Similarly, in order to avoid the accumulation of material in cavities and to facilitate the cleaning of the docks, the paving in the storage areas and exit roads has been improved.
- With the aim of maximising the organisation of heavy vehicle traffic and controlling the cleaning of the areas where these vehicles circulate more efficiently, the signalling of the port’s interior connection roads has also been improved, mainly between the loading and unloading area and the quayside storage area and the port access.
- An independent wind speed and wind direction measurement system has been set up to inform the operator and port surveillance of the need to implement water spraying measures when predefined threshold values are exceeded or even to stop the activity above a certain value for certain directions. This system has not yet been put into operation because the activities related to the project have not yet been completed.

In addition, as far as atmospheric quality is concerned, and within the APBC digitalization project, in December 2021 four atmospheric quality monitoring stations were put into operation in the port facilities of Cádiz (one in the Club Náutico Viento de Levante) and La Cabezuela - Puerto Real (three stations), enabling consultation and evaluation of the data provided during the year 2023 on the APBC website, as well as the ability to visualize in real time the values obtained at each station.

In the attached link you can access the weekly reports issued by the University of Huelva, which collaborates with the APBC in the global analysis of the evolution of pollutant gases and atmospheric particulate matter in representative stations of the Andalusian Air Quality Network in BAHÍA DE CÁDIZ during a given week, including the experimental

stations of La Cabezuela and Cádiz. The data are not validated, but they serve as an orientation regarding the trends and origins of the mentioned pollutants. The reports generated in the development of the Technical Assistance are also saved in the same location.

<https://www.puertocadiz.com/el-puerto/sostenibilidad-y-medio-ambiente/calidad-del-aire/>




18. Map with the location of the 4 air quality measurement stations.
 19. Station K-A3 APBC 2 La Cabezuela-Fuel station.
 20. Station K-A3 APBC 1 Río San Pedro.
 21. Station K-A2 APBC 3 La Cabezuela-Access roundabout.
 22. Station K-A2 APBC 4 Cádiz-CN Viento de Levante.

5.4. WATER QUALITY

During the year 2014, as a result of the efforts made, we obtained access to the website developed by the Regional environmental department "REDIAM", That allows us to obtain information from the water quality measurement network and export the data to our ROM 5.1 software tool.

Sample station sheets coinciding with our water area and location:



UGAP (Aquatic Management Units) defined in the tool ROM 5.1.

During the year 2023, data were obtained from the different sampling stations included in the following tables.

	UGAP external (62C2020)			Values NCA	Renewal	Quality
	Initial	2022	2023			
Total ammonium (µg/l)	20	<13	-	1.000	High	-
Nitrates (µg/l)	100	<1.000	-	1.000		
Nitrites (µg/l)	100	<26	-	600		
Oxygen saturation (%)	92,22	-	-	70		
Arsenic (µg/l)	1,9	-	-	25		
Cyanide (µg/l)	<5	-	-	40		
Cooper (µg/l)	<2	-	-	25		
Chromium VI (µg/l)	<2	-	-	5		
Zinc (µg/l)	<10	-	-	60		

	UGAP mouth of the Gadaleta (62C2085)			Values NCA	Renewal	Quality
	Initial	2022	2023			
Total ammonium (µg/l)	10	19,03	28,1	1.200	Low	-
Nitrates (µg/l)	210	<328,3	<100	1.400		
Nitrites (µg/l)	10	<26	55	1.000		
Oxygen saturation (%)	93,65	93,36	92,82	60		
Arsenic (µg/l)	1,99	-	-	25		
Cyanide (µg/l)	<5	-	-	40		
Cooper (µg/l)	<2	-	-	25		
Chromium VI (µg/l)	<2	-	-	5		
Zinc (µg/l)	<10	-	-	60		

	UGAP port of Cádiz (62C2110)			Values NCA	Renewal	Quality
	Initial	2022	2023			
Total ammonium (µg/l)	10	<34,1	31	1.200	Low	-
Nitrates (µg/l)	200	<130	<100	1.400		
Nitrites (µg/l)	10	<26	36	1.000		
Oxygen saturation (%)	90,22	90,34	93,52	60		
Arsenic (µg/l)	1,97	-	-	25		
Cyanide (µg/l)	<5	-	-	40		
Cooper (µg/l)	<2	-	-	25		
Chromium VI (µg/l)	3	-	-	5		
Zinc (µg/l)	<10	-	-	60		

	UGAP internal bay (62C2130)			Values NCA	Renewal	Quality
	Initial	2022	2023			
Total ammonium (µg/l)	10	230	36	1.200	Low	-
Nitrates (µg/l)	220	<100	<100	1.400		
Nitrites (µg/l)	10	<26	39	1.000		
Oxygen saturation (%)	94,76	85,01	86,19	60		
Arsenic (µg/l)	1,94	-	-	25		
Cyanide (µg/l)	<5	-	-	40		
Cooper (µg/l)	<2	-	-	25		
Chromium VI (µg/l)	<2	-	-	5		
Zinc (µg/l)	<10	-	-	60		

	UGAP El Puerto de Santa María (62T450)			Values NCA	Renewal	Quality
	Initial	2022	2023			
Total ammonium (µg/l)	10	308	85	1.000	High	Very good
Nitrates (µg/l)	220	<399,67	269	1.000		
Nitrites (µg/l)	10	170,67	374	600		
Oxygen saturation (%)	94,76	82,30	85,75	70		
Arsenic (µg/l)	1,94	-	-	25		
Cyanide (µg/l)	<5	-	-	40		
Cooper (µg/l)	<2	-	-	25		
Chromium VI (µg/l)	<2	-	-	5		
Zinc (µg/l)	<10	-	-	60		

In relation to our discharge authorisations, the annual discharge declarations for 2023 were prepared and processed before the Environmental Inspection Department of the Regional Government of Andalusia.

Finally, during the year 2023, the necessary documentation has been compiled to process the authorization and discharge of the discharge point of the EDAR of the New Container Terminal as well as all of the rainwater discharge points of the port facilities of Cádiz and the Free Trade Zone.

DECLARACIÓN ANUAL DE VERTIDOS INDUSTRIALES AÑO: 2023

1. DATOS GENERALES

Identificación: AV-CA-2031 Inicio Vigencia: 26/04/20

Tipo vertido: PLUVIALES Final Vigencia: 26/04/2027

Observaciones: US. Modificación: 11/01/2024

1.1. DATOS DE LA INSTALACIÓN

Nombre: Instalaciones Logísticas de la Calesera Puerto Real CIF: Q-1187004-I

Domicilio: Barrio de la Calesera s/n Teléfono: 952 24 04 00

C/Postal: 11010 Población: PUERTO REAL Provincia: CÁDIZ

Contacto: Ana Gamiño López E-Mail: agamiño@puerto-real.es

CHAE: 6322 Titulo CHAE: Otras actividades anexas al transporte marítimo

Epígrafe IPPC: Categoría IPPC:

1.2. DATOS DEL TITULAR

Razón Social: AUTORIDAD PORTUARIA DE LA BAHÍA DE CÁDIZ CIF: Q-1187004-I

Domicilio: PLAZA DE ESPAÑA, 17 Teléfono: 952 24 04 00

C/Postal: 11001 Población: CÁDIZ Provincia: CÁDIZ

Contacto: Ana Gamiño López E-Mail: agamiño@puerto-real.es

1.3. DATOS DEL GESTOR

Razón Social: CIF:

Domicilio: Teléfono:

C/Postal: Población: Provincia:

Contacto: E-Mail:

1.4. DOMICILIO A EFECTOS DE NOTIFICACIÓN

Razón Social: CIF:

Domicilio: Teléfono:

C/Postal: Población: Provincia:

Contacto: E-Mail:

DECLARACIÓN ANUAL DE VERTIDOS INDUSTRIALES AÑO: 2023

1. DATOS GENERALES

Identificación: AV-CA-2036 Inicio Vigencia: 26/04/2027

Tipo vertido: PLUVIALES Final Vigencia: 26/04/2027

Observaciones: US. Modificación: 11/01/2024

1.1. DATOS DE LA INSTALACIÓN

Nombre: Muelle de El Puerto de Santa María CIF: Q-1187004-I

Domicilio: Muelle de El Puerto de Santa María s/n Teléfono: 952 24 04 00

C/Postal: 11001 Población: EL PUERTO DE SANTA MARÍA Provincia: CÁDIZ

Contacto: Ana Gamiño López E-Mail: agamiño@puerto-real.es

CHAE: 6322 Titulo CHAE: Otras actividades anexas al transporte marítimo

Epígrafe IPPC: Categoría IPPC:

1.2. DATOS DEL TITULAR

Razón Social: AUTORIDAD PORTUARIA DE LA BAHÍA DE CÁDIZ CIF: Q-1187004-I

Domicilio: PLAZA DE ESPAÑA, 17 Teléfono: 952 24 04 00

C/Postal: 11001 Población: CÁDIZ Provincia: CÁDIZ

Contacto: Ana Gamiño López E-Mail: agamiño@puerto-real.es

1.3. DATOS DEL GESTOR

Razón Social: CIF:

Domicilio: Teléfono:

C/Postal: Población: Provincia:

Contacto: E-Mail:

1.4. DOMICILIO A EFECTOS DE NOTIFICACIÓN

Razón Social: CIF:

Domicilio: Teléfono:

C/Postal: Población: Provincia:

Contacto: E-Mail:

5.5.GUIDE TO GOOD ENVIRONMENTAL PRACTICES OF THE APBC

During the year 2023, the CBCP Good Environmental Practices Guide was prepared and disseminated.

The Guide of Good Environmental Practices in the Port of Cadiz Bay was created with the aim of helping companies and users operating within our port facilities in the implementation of environmental measures and improving their environmental performance.

Our port has within its area of influence an important ecological enclave. In addition, the port is one of the main economic pillars of the province, so it is essential to ensure the preservation and conservation of the natural environment, while maintaining port activities.

This guide proposes different recommendations to mitigate the impact on the environment, as well as to inform about the different means available to the Cádiz Bay Port Authority and available to users and workers of the port.

The updated version of the document can be downloaded at the following link:

<https://www.puertocadiz.com/el-puerto/sostenibilidad/guia-de-buenas-practicas-ambientales/>

5.6.TRAINING AND ENVIRONMENTAL AWARENESS

In accordance with our firm commitment to the protection and conservation of the environment, the Safety and Environment Unit has implemented several initiatives aimed at strengthening the environmental performance of the port community. As part of this commitment, specialized training sessions, the creation of informative posters, informative sessions aimed at specific groups and the preparation and dissemination of an environmental bulletin have been carried out. These activities not only promote environmental awareness, but also provide our community with the tools and knowledge necessary to adopt sustainable practices in their daily activities.

5.6.1.ENVIRONMENTAL TRAINING FOR WORKERS OF THE APBC

During the year 2023, the Safety and Environment Unit has promoted the development and implementation of the following training actions:

- Prevention of Labor Risks and Environment in the Port Police. Performed by each employee upon his or her incorporation to the job.
- Prevention of Labor Risks and Environment at Fish and Wholesale Markets. Performed by each employee upon his or her incorporation to the job.
- Safety, Health and Environment in maintenance operator positions. Performed by each employee upon his or her incorporation to the job.
- APBC's Environmental Management System and other environmental issues. Taught on May 10 and 17, 2023.

5.6.2.INFORMATION SESSIONS FOR THE FISHING SECTOR

Three informative sessions were held to inform the fishing sector of the importance of separating waste for proper management and the importance of collaborating in the process. The problems that the APBC encounters when cleaning, segregating and removing waste in the fishing areas and the high abandonment of hazardous waste detected in the fishing facilities.

These sessions have been held in the following places and dates:

- Cádiz fish market.
- Fish market of El Puerto de Santa María.
- Assembly Hall at the headquarters of the APBC in Plaza de España in Cádiz.

5.6.3.PRODUCTION OF SIGNAGE

Posters have been produced to disseminate the following environmental issues:

- Waste separation and recycling for workers of the APBC.
- Signage regarding the correct separation of waste for users of fishing areas.

5.6.4.ENVIRONMENTAL BULLETIN

This is an annual publication, which aims to inform the employees of an organization on issues related to the environment and the environmental activities carried out by the Safety and Environment Unit. This newsletter is a crucial tool to keep employees updated on environmental policies, conservation projects, waste management programs, environmental impact mitigation efforts and any other relevant initiatives related to sustainability and protection of the marine and terrestrial environment in the port area. This type of communication fosters environmental awareness among employees and allows them to contribute to the preservation of the environment actively and committedly in their workplace. It also encourages communication with the Safety and Environment Unit.

This year it was sent on 12/22/23 to all workers.

5.7.CONTROLOFENVIRONMENTALLEGALREQUIREMENTS IN CONCESSIONS AND AUTHORIZATIONS

In order to improve the control of compliance with legal requirements by concessions located in the public port domain, a Questionnaire on compliance with legal requirements applicable to concessions during the year 2023 has been prepared. It is expected to be submitted to the concessions in early 2024.

5.8.VESSEL WASTE RECEPTION AND HANDLING PLAN (VWHP)

During 2023, the Ship Waste Reception and Handling Plan (PRMD) has been prepared in accordance with the requirements developed in Royal Decree 128/2022, of February 15, on port facilities receiving ship waste, and within the framework of the Consolidated Text of the Ports and Merchant Marine Law approved by Royal Legislative Decree 2/2011, of September 5.

The interested parties (Port Authority, Harbour Master's Office, shipping agents, companies providing port services

for the reception of waste from ships operating in this port, management entities of the different sports facilities, fishing boat users..) were previously consulted for its preparation.

Subsequently, in order to obtain its corresponding approval, this document, once finalized in November 2023, is submitted to the following procedure as indicated below, in compliance with the provisions of Royal Decree 128/2022, of February 15:

Apertura de periodo de información pública con arreglo al artículo 83 de la Ley 39/2015, de 1 de octubre, del Procedimiento Administrativo Común de las Administraciones Públicas; previsto para enero de 2024.

- Opening of public information period in accordance with Article 83 of Law 39/2015, of October 1, of the Common Administrative Procedure of Public Administrations; scheduled for January 2024.
- Hearing to interested parties (in order to collect allegations from users and companies providing the port service for the reception of ship waste, , etc.) in accordance with the provisions of Article 82 of Law 39/2015, of October 1, of the Common Administrative Procedure of Public Administrations; initiated in the month of December 2023.
- Request and consideration of the mandatory report issued on this Plan by the territorial public administration with competence in waste management; sent in December 2023.
- Request and consideration of the mandatory report issued by State Ports (Puertos del Estado). Planned to be carried out in the first three months of 2024.

Finally, this new update of the Plan will be subject to approval by the Board of Directors of the Port Authority once all the actions described above have been carried out, which is scheduled for the first half of 2024.

5.9.MARPOL SERVICE

Another fundamental action managed in the Safety and Environment Division has been the monitoring of the port

service for the reception of waste from ships, annexes I, IV and V of the MARPOL convention, including them in the PCS application, and verifying that the invoicing proposed by the reception facilities corresponds to the volume actually withdrawn.

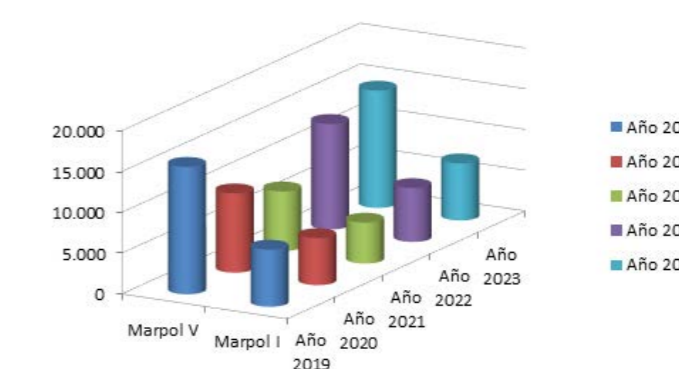
Accordingly, a total of 1,392 services have been analysed.

Informe de Servicios

Fecha del informe: Mayo 11, 2024 9:24 AM

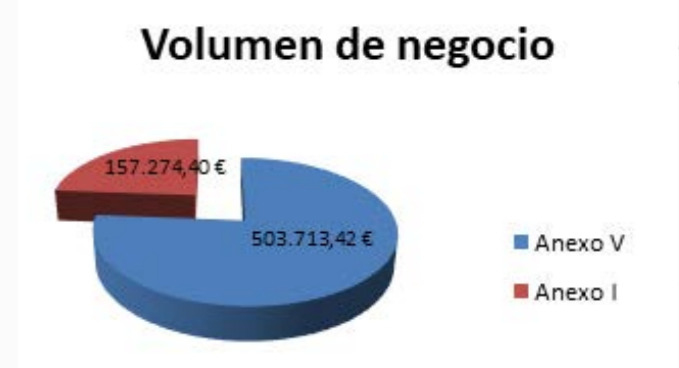
MARPOL	Cliente	Fecha de inicio	Fecha Fin	Actividad	Barco	TOTAL 1792
Comunidad						Comunidad
311223T00081	ECOSUR BAHIA	29/12/23	31/12/23	RETRADADA DE DESECHOS SOLIDOS	LA BELLE DE CADIZ	
311223T00004	PUSAMA	09/01/23	09/01/23	RETRADADA DE RESIDUOS SOLIDOS	OPTIMA	
311223T00009	PUSAMA	04/01/23	04/01/23	RETRADADA DE RESIDUOS SOLIDOS	TOPAZ MOROVA	
311223T00412	ECOSUR BAHIA	30/10/23	31/10/23	RECOCIDA DE DESECHOS SOLIDOS	MACHARIN B	
310823T01882	PUSAMA	30/08/23	31/08/23	RECOCIDA DE DESECHOS SOLIDOS	ARIVA	
310823T01881	ECOSUR BAHIA	29/08/23	31/08/23	RECOCIDA DE DESECHOS SOLIDOS	SANTUCA B	
310823T01880	COASA	30/08/23	31/08/23	RETRADADA DE DESECHOS LIQUIDOS	VE BATAFOR	
310823T01817	ECOSUR BAHIA	29/08/23	31/08/23	RECOCIDA DE DESECHOS SOLIDOS	HEINRICH	
310823T00047	ECOSUR BAHIA	31/08/23	31/08/23	RECOCIDA DE DESECHOS SOLIDOS	MRC LINA	
310823T00048	PUSAMA	31/08/23	31/08/23	RETRADADA DE RESIDUOS SOLIDOS	BITU ATLANTIC	
310823T00044	ECOSUR BAHIA	30/08/23	31/08/23	RETRADADA DE DESECHOS SOLIDOS	MRC LINA	
310723T00016	PUSAMA	28/07/23	31/07/23	RETRADADA DE DESECHOS SOLIDOS	CABLE	
310723T01810	ECOSUR BAHIA	31/07/23	31/07/23	RETRADADA DE DESECHOS SOLIDOS	VOLCAN DE TENERIFE	
310723T01810	ECOSUR BAHIA	28/07/23	31/07/23	RETRADADA DE DESECHOS LIQUIDOS	CIUDAD DE VALENCIA	
310723T01587	COASA	28/07/23	31/07/23	RETRADADA DE DESECHOS LIQUIDOS	CIUDAD DE VALENCIA	
310623T01228	ECOSUR BAHIA	30/06/23	31/06/23	RETRADADA DE DESECHOS SOLIDOS	VAICO DA GAMA	
310623T01227	ECOSUR BAHIA	30/06/23	31/06/23	RETRADADA DE DESECHOS SOLIDOS	ELBORN	
310623T00050	COASA	30/06/23	31/06/23	RETRADADA DE DESECHOS SOLIDOS	RODRIGO	
310623T00049	COASA	30/06/23	31/06/23	RETRADADA DE DESECHOS LIQUIDOS	CARLOTA B	
310623T00047	ECOSUR BAHIA	30/06/23	31/06/23	RETRADADA DE DESECHOS SOLIDOS	ARISTIN	
310623T00046	ECOSUR BAHIA	30/06/23	31/06/23	RETRADADA DE DESECHOS SOLIDOS	SCORPIUS	
310623T00042	COASA	31/06/23	31/06/23	RETRADADA DE DESECHOS SOLIDOS	SCORPIUS	
310623T00041	COASA	30/06/23	31/06/23	RETRADADA DE DESECHOS LIQUIDOS	VS ARIZ	
310623T00039	ECOSUR BAHIA	29/12/23	30/12/23	RETRADADA DE DESECHOS SOLIDOS	VILLA DE TAZACORTE	
310623T00038	ECOSUR BAHIA	29/12/23	30/12/23	RECOCIDA DE DESECHOS SOLIDOS	CELEBRITY	
310623T00037	ECOSUR BAHIA	29/12/23	30/12/23	RECOCIDA DE DESECHOS SOLIDOS	INFINITY	
310623T00036	COASA	29/12/23	30/12/23	RETRADADA DE DESECHOS LIQUIDOS	SANTUCA B	
310623T00035	ECOSUR BAHIA	29/12/23	30/12/23	RECOCIDA DE DESECHOS SOLIDOS	NELSON	
310623T00034	COASA	27/10/23	30/10/23	RETRADADA DE DESECHOS SOLIDOS	STATERDAM	
310623T00033	ECOSUR BAHIA	27/10/23	30/10/23	RECOCIDA DE DESECHOS SOLIDOS	MIC DRINK	
310623T00032	ECOSUR BAHIA	27/10/23	30/10/23	RECOCIDA DE DESECHOS SOLIDOS	VS CADIZ	
310623T00031	ECOSUR BAHIA	27/10/23	30/10/23	RECOCIDA DE DESECHOS SOLIDOS	NORWEGIAN	
310623T00030	COASA	27/10/23	30/10/23	RETRADADA DE DESECHOS LIQUIDOS	DAMN	
310623T00029	COASA	27/10/23	30/10/23	RETRADADA DE DESECHOS LIQUIDOS	LA BELLE DE CADIZ	
310623T00028	PUSAMA	30/10/23	30/10/23	RETRADADA DE DESECHOS SOLIDOS	BISCAY FIN	
300823T00210	COASA	29/08/23	30/08/23	RETRADADA DE DESECHOS LIQUIDOS	ALACIA RUBRA	
300823T00212	ECOSUR BAHIA	29/08/23	30/08/23	RECOCIDA DE DESECHOS SOLIDOS	MEANDI	
300823T002147	ECOSUR BAHIA	29/08/23	30/08/23	RECOCIDA DE DESECHOS SOLIDOS	MEANDI	
					VILLA DE TAZACORTE	

Página 1



In view of these data, there has been a considerable drop in the reception of waste in 2020, mainly due to the absence of cruise ships since March because of the restrictions caused by the global incidence of the COVID-19 virus. so that a substantial increase in the volumes collected will be evident in 2023 once the restrictions have been lifted.

The management of waste from ships operating in the Cadiz Bay Port, corresponding to Annexes I and V of the MARPOL agreement paid by the Port Authority has generated a turnover for authorised service providers of 501,651.12 euros, with the average cost of management per m³ being 35.71 euros in 2023 compared to 660,987.82 euros and 30.04 euros average cost in 2022.



Volume (m³) delivered to the Cadiz Bay Port in 2023:

(m³)	Año 2019	Año 2020	Año 2021	Año 2022	Año 2023
Marpol V	15.605	9.717	7.308	12.946	14.396
Marpol I	6.987	5.754	5.013	6.604	6.998

6. SAFETY AND HAZARDOUS MATERIALS (HAZMAT)

The Law on State Ports and the Merchant Navy establishes that the Port Authorities assume, among other functions, those of security and fire protection in the port’s public domain. For the control and suppression of emergency situations, the Port Authority developed and implemented the Internal Emergency Plan, in compliance with the Regulations for the admission, handling and storage of hazardous materials in the Ports.

Following the publication of RD. 393/2007, of 23 March, which approves the basic standard for self-protection, the Interior Emergency Plan was renamed, adapting it to the aforementioned standard, to Self-Protection Plan (PAU).

During the year 2022, the APBC PAU was updated to its 8th edition, motivated by the publication in the BOE (Official State Bulletin) number 135 of May 14, 2020, of the “Agreement between the General Directorate of the Merchant Marine and the State Ports Public Body for the Management of Emergencies in the ports and facilities of the State-owned Port System”. This Convention considers the actions of the main intervening parties when an emergency occurs with an affected vessel, and in particular those of the Director of the Emergency Action Plan, the PAU, the Ship’s Master, and the Maritime Master; and establishes functional structures for self-protection in emergencies involving a vessel, for alert or intervention situations.

On June 21, 2022, the latest edition of the PAU of the APBC was provisionally approved, and sent to the State Ports, the Government Delegation of the Andalusian Government in Cadiz, Science and Employment, the Maritime Captaincy of Cadiz, the Consortium of Firefighters of the Province of Cadiz and the City Councils of Cádiz, Puerto Real and Puerto de Santa María, in digital format, for their information as applicable.

It was finally approved on December 12, 2022, and was submitted for registration at the Delegation of Governance of the Regional Government of Andalusia, as established in

Article 5 of the Basic Self-Protection Standard, approved by Royal Decree 393/2007.

This edition of the PAU continues through 2023.

6.1.6.1. EMERGENCY RESPONSE DRILL

It is of vital importance to have operational response procedures in place in the event of an emergency situation in order to ensure a rapid response and to act effectively in order to minimize the consequences. This requires establishing a coordination mechanism between the different agents involved in the event of an emergency, establishing a hierarchical and functional structure of qualified and properly trained personnel, who know their functions, the facilities, and available means and procedures to be followed in the event of an emergency situation.

The Self-Protection Plan (PAU) implemented in the Bay of Cadiz Port establishes the guidelines for action in emergency situations that may occur in the Port Public Domain.

This plan includes the list of material and human resources and the coordination mechanisms to put them into practice in order to provide an effective response to the emergency situation. Likewise, the Plan includes the Training and Education Program for personnel with active participation, which includes the preparation of personnel through emergency drills and simulations.

In view of the above, this document details what happened during the drill, as well as assessing the effectiveness of the material and human resources, the response capacity and the level of implementation, put into play on the occasion of the activation of the plan in which the available resources of the APBC were deployed.

The simulation took place in the dangerous goods area of the Bay of Cadiz Port, simulating the leakage of a dangerous chemical substance from a container. The exercise is carried out internally, simulating the response of the Provincial Consortium of Firefighters of the Province of Cadiz.

SIMULATION PLANNING	
Objective of the simulation:	The purpose of this exercise is to assess and verify the following: <ul style="list-style-type: none"> •The operation and effectiveness of alarm systems, warning and notification procedures. •The speed of response and the time spent on each action of the Intervention Groups and the implementation of the measures. •The operation of the measures and a first evaluation of their effectiveness. •To familiarize personnel with the tasks involved in pollution control. •Coordination among personnel. •Identification of deficiencies in available resources. •Detect errors and possible improvements of the PAU.
Scope of the simulation:	The drill consists of an action in the Ciudad del Mar building, simulating a fire inside an industrial building that is generating a large amount of smoke. The fire came from a tank containing Hazmat (liquefied gas), and as a consequence, the APBC PAU was activated in situation 2. This would involve: <ul style="list-style-type: none"> •Receipt of notice at the Port’s ECC. •Carrying out the “Emergency Call Order” and complete mobilization of the Plan. •Control with the means of the Port / External Aid (CPBC). More encompassing emergency plans are not involved in this drill.
Accident scenario:	Fire of a hazardous chemical substance in a warehouse located inside an industrial building.
Date and time of the drill:	05/04/2023 10:30 Location: Edificio Ciudad del Mar.
Starting data/basic information:	The conditions of the simulated situation and the spill are as follows: <ul style="list-style-type: none"> •Type of substance = UN 1965--MIXTURE OF LIQUEFIED GAS HYDROCARBONS, N.O.S., Class 2.1 •Container: warehouse located inside the Ciudad del Mar Building.
Simulation development:	The drill begins with a fire inside the Ciudad del Mar Building. In the first phase, the detection and communication by a Port Police Officer to the CCE, who communicates with the Head of the Security and Environment Unit, who activates the PAU in its level 2, given that for its control, external assistance from the Provincial Consortium of Firefighters of Cádiz (CBPC) will be required, giving orders to carry out the call plan through the established system and assuming the direction of the same. The Port Coordination Center (PCC) communicates with 112, informing them of the start of the exercise and proceeds, as ordered by the Head of the Security and Environment Unit, to notify the CPBPC Intervention Group. The Port Police proceeded to beacon and restrict access to the emergency area. Once the CPBPC has been presented, the equipment required for the action is deployed to the field. Once the spill is determined to be under control and the area is secured, the drill will be terminated

SIMULATION PLANNING	
Estimated duration:	2 hours
Means (material and human) involved:	Human Resources: Emergency services are organized as follows: <ul style="list-style-type: none"> •Management and Emergency Coordination: •Head of Safety and Environment Unit. •Response Group: 14 CBPC firefighters. •Logistical Support: Maintenance and Aids to Navigation Division Material Resources: EPIS safety <ul style="list-style-type: none"> •7 complete ERAS (3 of them twin tanks) •7 reflective vests •1 thermal camera •7 flashlights •7 + 7 portable transmitters •BUP Material for the incident: <ul style="list-style-type: none"> •2 fire pans •2 bales of straw •Hazmat drum •Flange for liquid leakage seal •Gas cylinders for fire leakage •Fire tree Material for intervening team: <ul style="list-style-type: none"> •Complete personal PPE •15 complete ERAS •10 spare bottles •Thermal camera •BUP •FSVP •Logistics vehicle •BNP
Observer/s:	Ana Garrido, Head of Safety and Environment Unit
Outside assistance:	CBPC

6.2. TRAFFIC AND HAZMAT MANAGEMENT

This Division carries out the development and monitoring of Loading / Unloading Conditions of Potentially Dangerous Goods for the Environment and Safety such as:

- Explosives
- Sulphur
- Nitrates
- Bulk liquids at elevated temperature
- Etc.

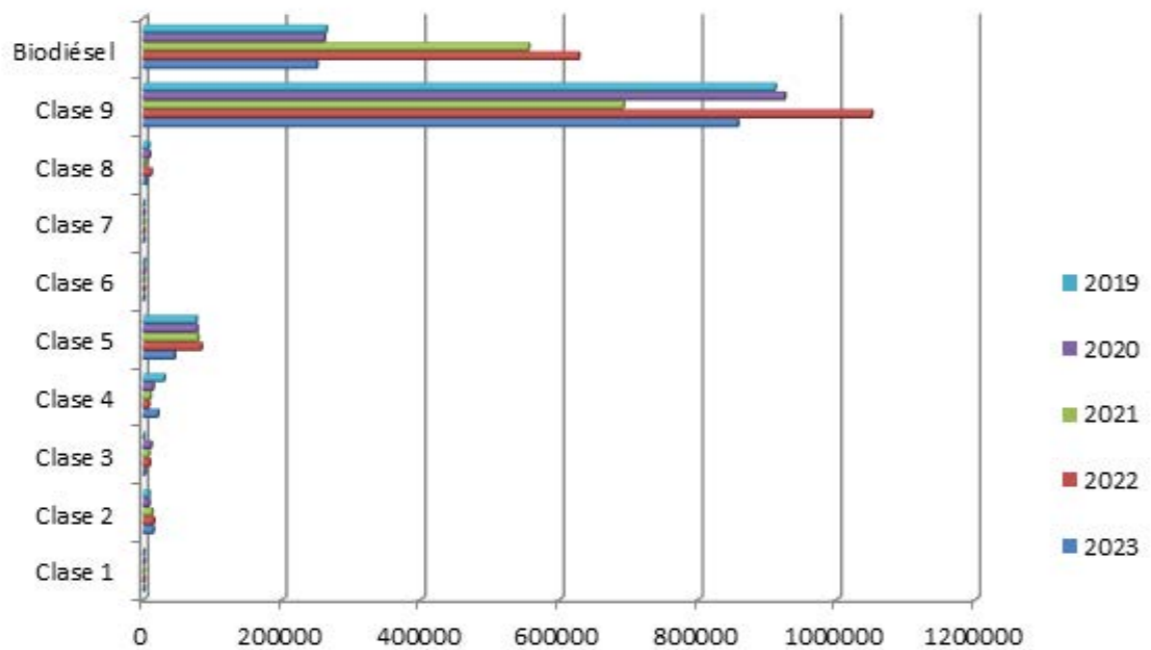
For the processing of the documentation generated by the Applications for Admission, the Safety and Environment Division has the "IMOWEB" portal whose objectives are:

- Ensure compliance with the RD. 145/1989 Regulations on Admission, Handling and Storage of Hazardous Materials in Ports.
- Improve the quality of information between all actors involved.
- Streamline the processing by sending the data electronically.
- Have more and faster knowledge for acting in case of emergencies.
- Process the European-wide information required by the SafeSeaNet (SSN) system

This makes it a powerful and effective tool for achieving objectives. However, given the uniqueness of maritime traffic and the hazards involved in this type of substance, this action requires continuous attention 365 days a year and 24 hours a day.

As for the traffic of HAZMAT managed by the Port of the Bay of Cadiz, according to data obtained through the IMOWEB platform, during the current financial year this reached a volume of 1,191,259.00 t. compared to 1,801,952.56 t. in 2022, with the most representative materials appearing in the following distribution:

Year	2023	2022	2021	2020	2019
t. (MM.PP.)	1.191.259,00	1.801.952,56	1.356.417,26	1.303.656,62	1.295.687,26
Annual Value (%)	-33,89	32,85	4,05	0,62	57,89

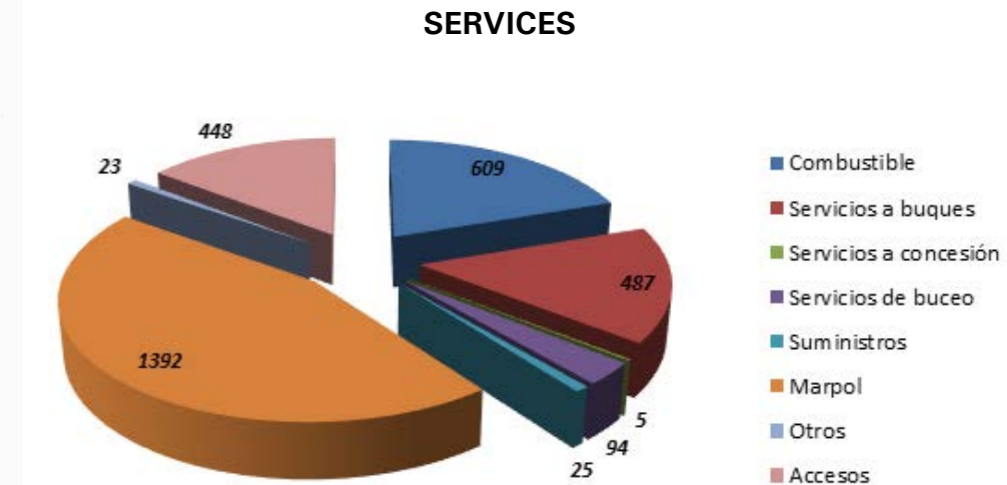


With respect to HAZMAT admission authorizations in 2023, a total of 2,280 HAZMAT admission authorizations were handled compared to 2,350 HAZMAT admission applications in 2022.

7. OPERATIONAL SAFETY

The Coordination functions are completed by the daily monitoring of the requests for authorization of services and supplies managed from the Division, through the computer application, designed by the Safety and Environment Division and implemented by SERVIPOINT; Authorization and Services Management (GAS), which has been integrated into the Port Community System (PCS) Platform.

During 2023, a total of 3,083 registrations have been posted compared to 2,993 in 2022, distributed:



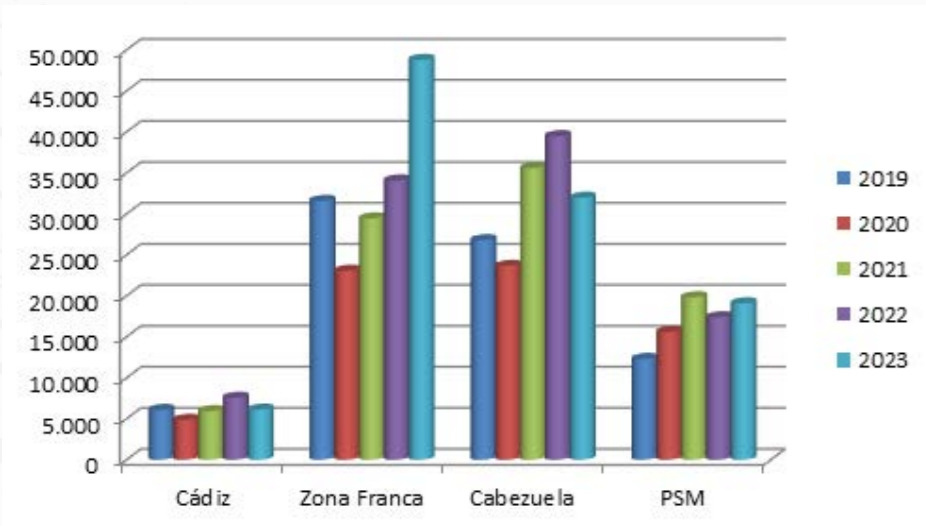
Type of Services	Nº Services	Tipe of service	Nº services
Fuel	609	Supply	25
Services to vessels	487	Marpol	1392
Concessions services	5	Others	23
Diving Services	94	Access	448

8. SUSTAINABILITY

The Law on State Ports and the Merchant Navy, recast by Royal Legislative Decree 2/2011, of 5 September, establishes that Port Authorities are obliged to draw up an environmental sustainability report to accompany the Entity's Company Plan.

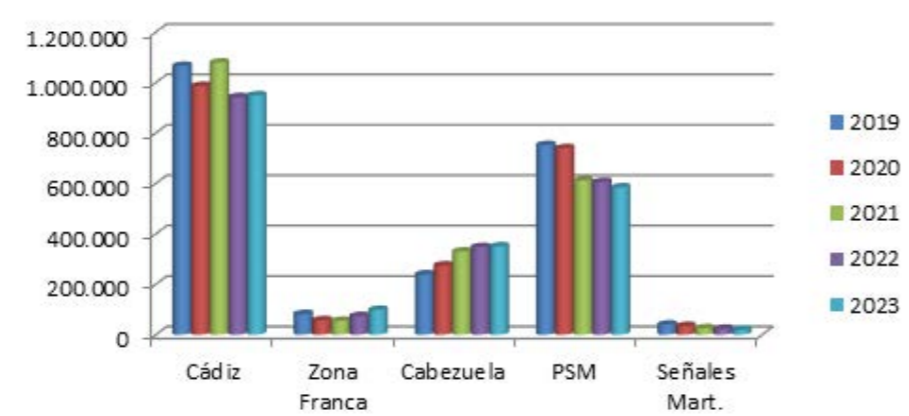
The Safety and Environment Unit, under the supervision of the Port Development Department of the APBC, annually prepares the Environmental Dimension of the sustainability report, in accordance with the methodology and environmental indicators approved by Puertos del Estado.

In the area of consumption in the 2023 financial year, the consumption of water, electricity and fuel for official vehicles was as follows:



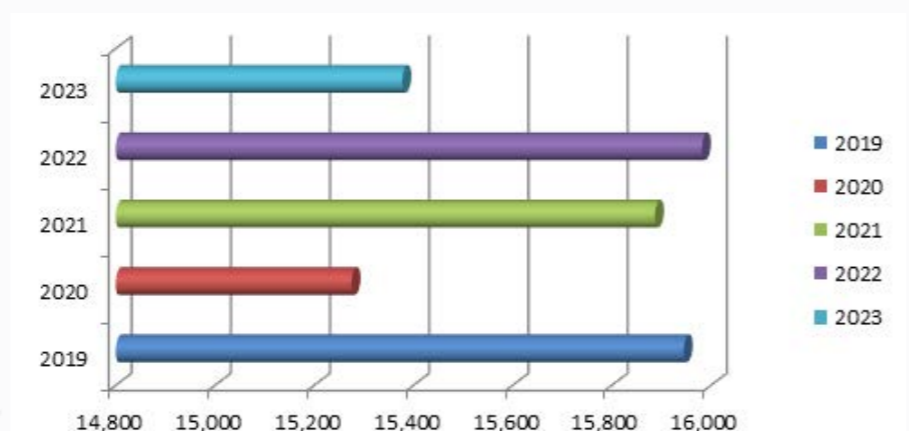
Evolution of water consumption (m³)

Year	m³ totals	Variation
2019	50.979	-
2020	67.173	-12,485
2021	90.793	35,163
2022	98.525	8,516
2023	105.975	7,56



Evolution of electricity consumption (KwH.)

Year	KwH. totals	Variation
2019	2.179.608	-
2020	2.092.724	-3,986
2021	2.101.024	0,397
2022	1.993.112	-5,136
2023	2.002.043	0,448



Evolution of fuel consumption (t.)

Year	t. fuel	Variation
2019	15,945	-
2020	15,275	-4,20%
2021	15,887	4,01%
2022	15,98	0,60%
2023	15,38	-3,78%

1.1. BALANCE SHEET

ASSETS	Note	2023	2022
A) Non current assets		307.119.024,12	314.828.323,93
I. Intangible fixed assets	6	1.509.310,54	1.132.281,40
1. industrial property and ither intangible assets		-	1.132,60
2. Computer applications		505.089,78	512.555,36
3. Advances for intangible assets		1.004.220,76	618.593,44
II. Material assets	7	215.375.544,77	219.220.364,24
1. Land and natural property		40.045.015,57	40.216.643,35
2. Structures		136.426.373,20	142.268.002,18
3. Equipment and technical installations		1.137.845,84	1.412.233,05
4. Assets in progress and advances		36.469.383,22	34.315.106,64
5. Other assets		1.296.926,94	1.008.379,02
III. Property investements	8	84.621.928,09	85.143.201,56
1. Lands		68.374.100,12	68.202.472,34
2. Structures		16.247.827,97	16.940.729,22
V. Long term financial investments	9,10	202.252,44	186.210,08
2. Credits to thir parties		106.996,92	91.052,20
4. Other financial assits		95.255,52	95.157,88
VI. Assets by deferred tax	16	5.409.988,28	9.146.266,65
B) Current assets		45.429.609,92	37.159.265,52
II. Stock	11	11.945,88	15.631,52
III. Commercial debts and others bills to receive the pay	10	6.239.946,93	6.627.505,92
1. Customers by sales and services rendered	10	3.718.225,82	3.909.188,24
2. Customers andd debtors, companies of the group and associates		-	34.927,03
3. Various debtors	10	72.951,87	69.057,45
4. Public administrations, official subsidies pending charge	16	6.462,51	670.642,02
5. Other credits with public administrations	16	2.442.306,73	1.943.691,18
VI. Accruals		50.483,57	42.911,20
VII. Cash and other equivalent liquid assets	12	39.127.233,54	30.473.216,88
1. Liquid asset		11.055.810,55	14.464.846,03
2. Other equivalent liquid assets		28.071.422,99	16.008.370,85
Total assets (A + B)		352.548.634,04	351.987.589,45

NET AND PASSIVE ASSET	Note	2023	2022
A) Net worth		291.736.451,69	291.154.305,62
A-1) Own funds		231.592.557,69	229.133.453,03
I. Capital resources		208.091.295,40	208.091.295,40
II. Accumulated results		21.042.157,63	19.817.208,38
III. Financial year results	3	2.459.104,66	1.224.949,25
A-3) Subsidies, donations and legacies received	13	60.143.894,00	62.020.852,59
B) Non current liabilities		41.117.236,81	43.441.773,51
I. Long term forecasts	14	-	233.855,26
2. Provision for responsibilities		-	46.849,59
3. Others provisions		-	187.005,67
II. Long term debts	9,15	25.500.000,00	27.000.000,00
1. Debts with credit companies		25.500.000,00	27.000.000,00
IV. Assets by deferred tax	16	15.617.236,81	16.207.918,25
V. Long term accruals		-	-
C) Current liabilities		19.694.945,54	17.391.510,32
III. DShort term debts	9,15	10.802.636,49	9.111.585,94
1. Short term debts		1.517.662,38	1.516.221,25
2. Short term assets supplier		6.264.301,97	5.747.242,43
3. Others financial liabilities		3.020.672,14	1.848.122,26
IV. Short term debts with companies of the group and associates	9,15	25.069,95	53.327,17
V. Commercial creditors and other accounts to pay		8.867.239,10	8.226.597,21
1. Creditors and other accounts to pay	9,15	2.982.647,09	2.330.564,70
2. Public Administrations, subsidy advance	16	5.440.555,10	5.476.514,23
3. Other debts whit Public administrations	16	444.036,91	419.518,28
Total net and passive assets (a + b + c)		352.548.634,04	351.987.589,45

The accompanying notes 1 to 23 are an integral part of the financial statements for the year 2023.

1.2. PROFIT AND LOSS ACCOUNT

	Note	(Debit) Credit	
		2023	2022
1. Net amount of the business figure	17	26.341.492,39	24.375.076,55
A. Port rates		24.338.870,33	22.378.787,87
a) Rate for exclusive occupation of the public port authority		5.349.258,71	5.129.717,13
b) Rates for special use of port facilities		13.565.912,60	12.530.651,14
1. Ship rate (T1)		7.560.198,63	7.372.149,89
2. Rate of sport and pleasure boats (T5)		206.515,80	347.466,19
3. Passage rate (T2)		2.008.813,01	1.232.557,40
4. Goods rate (T3)		3.420.395,45	3.258.327,76
5. Fresh fishing rate (T4)		348.902,96	304.989,73
6. Special utilization of transit zone (T6)		21.086,75	15.160,17
c) Activity rate		5.145.285,91	4.460.407,30
d) Help to navigation rate		278.413,11	258.012,30
B. Other bussiness income		2.002.622,06	1.996.288,68
a) Additional amounts to rates		165.621,49	171.381,49
b) Rates and others (MARPOL not included)		891.912,07	990.597,48
c) Fees for the reception service of waste generated by vessels		945.088,50	834.309,71
3. Works carried out by the company for its assets			
5. OOther operation income		1.561.777,19	1.337.158,87
a) Supplementary income and other of current management	17	258.925,99	450.545,47
b) Operation subsidies incorporated in financial year results	17	55.645,94	-
c) Income transferred to the results by reverted concessions	13	559.205,26	499.613,40
d) Interport Compensation fund received	17	688.000,00	387.000,00
6. Personnel costs	18	(8.173.936,16)	(7.493.258,75)
a) Wages, salaries and eligible employees		(5.922.980,55)	(5.509.078,84)
b) Indemnities		-	-
c) Social taxes		(2.250.955,61)	(1.984.179,91)
d) Provisions		-	-
7. Other running costs	18	(7.994.275,40)	(8.000.464,54)
a) External services		(5.869.625,89)	(5.300.142,79)
1. Repairs and maintenance		(2.209.359,92)	(1.459.534,36)
2. Services of independent professionals.		(493.196,33)	(622.224,41)
3. Supplies and consumption		(772.327,30)	(907.427,13)
4. Other external services		(2.394.742,34)	(2.310.956,89)
b) Taxes		(407.184,33)	(421.142,95)
c) Losses, damage and variation of provisions for commercial operations		(73.455,98)	(419.373,45)
d) Other current management costs		(114.857,69)	(572.101,48)
e) Contribution to State Ports art. 19.1.b) Law 2/2011		(895.151,51)	(768.703,87)
f) Interport Compensation Fund contributed		(634.000,00)	(519.000,00)
8. Repayments of fixed assets	6,7,8	(9.309.459,02)	(9.430.968,86)
9. Imputation of non financial assets subsidies and others	13	3.142.072,96	3.064.957,00
10. Excesses of provisions	14	232.972,46	8.000,00
11. Damage and results by assets profits	6,7,8	(34.671,44)	(24.827,75)
a) Damages and losses		7.042,58	(17.911,05)
b) Profits results and others		(41.714,02)	(6.916,70)
Other results		-	34.927,03
a) Excepcional incomes	17	-	34.927,03
b) Excepcional expense	19	-	-
A.1. Operation result		5.765.972,98	3.870.599,55
12. Financial income	17	1.039.314,99	144.920,50
a) From participation in assets instruments		-	-
b) From negotiable values and other financial instruments		917.666,84	32.222,08
c) Incorporation of financial costs in assets		121.648,15	112.698,42
13. Financial income	18	(609.904,94)	(819.425,56)
a) Due to debts with third parties		(609.904,94)	(819.425,56)
b) For updating provisions		-	-
14. Reasonable value variation in financial instruments			
16. Damage and results by financial instruments profits			
a) Damage and losses		-	-
b) Results from profits and others		-	-
A.2. FINANCIAL RESULT (12 + 13 + 14 + 16)		429.410,05	(674.505,06)
A.3. RESULT BEFORE TX (A.1 + A.2)		6.195.383,03	3.196.094,49
17. Benefits tax	16	(3.736.278,37)	(1.971.145,24)
A.4. FINANCIAL YEAR RESULT (A.3 + 17)		2.459.104,66	1.224.949,25

The accompanying notes 1 to 23 are an integral part of the financial statements for the year 2023.

1.3. STATE OF CASH FLOW

	Concept	2023	2022
A) CASH FLOW OF ACTIVITIES IN OPERATION (+/-1+/-2+/-3+/-4)		13.238.210,52	10.231.997,26
1. Financial year results before taxes		6.195.383,03	3.196.094,49
2. Adjustements of results		4.980.469,73	6.955.946,96
a) Depreciation of assets (+)		9.309.459,02	9.430.968,86
b) Corrections assessed because of damages (+/-)		(7.042,58)	17.911,05
c) Variation of provisions (+/-)		(232.972,46)	36.122,57
d) Allocation of subsidies (-)		(3.142.072,96)	(3.064.957,00)
e) Results for losses and transfers of assets (+/-)		41.714,02	6.916,70
f) Results for losses and transfers of financial instruments (+/-)		-	-
g) Financial income (-)		(1.039.314,99)	(144.920,50)
h) Financial costs (+)		609.904,94	819.425,56
i) Reasonable variation of value in financial instruments (+/-)		-	-
j) Income transferred to the results by reverted allowances (-)		(559.205,26)	(499.613,40)
k) Allocation to results of advances received for sales or services rendered (-)		-	-
l) Other income and costs (+/-)		-	354.093,12
3. Changes in current capital		2.007.321,62	1.028.802,55
a) Stocks (+/-)		3.685,64	(2.096,40)
b) Debtors and other accounts to charge (+/-)		249.203,22	219.153,48
c) Other current assets (+/-)		(7.670,01)	6.927,39
d) Creditors and other accounts to pay (+/-)		690.552,89	719.711,73
e) Other current liabilities (+/-)		1.172.549,88	183.806,35
f) Other non current assets and liabilities (+/-)		(101.000,00)	(98.700,00)
4. Other cash flow of activities in operation		55.036,14	(948.846,74)
a) Interest payments (-)		(389.371,52)	(449.076,71)
b) Late payment interest for pricing disputes (+)		-	-
c) Dividend charges (+)		917.666,84	32.222,08
d) Interest charges (-)		-	-
e) Subsidy late payment interest charges for pricing disputes (+)		-	34.927,03
f) Charges (payments) for benefit tax (-/+)		(472.376,38)	(566.066,31)
g) Other payments (charges) (-/+)		(82,80)	(852,83)
B) CASH FLOW OF INVESTMENT ACTIVITIES (7-6)		(4.494.056,31)	(5.340.767,72)
6. Investment payments (-)		(4.494.056,31)	(5.340.767,72)
a) Companies of the group and associates		-	-
b) Intangible fixed assets		(543.579,19)	(734.253,81)
c) Material assets		(3.950.477,12)	(4.606.513,91)
d) Property investments		-	-
e) Other financial assets		-	-
f) Non current assets maintained for sale		-	-
g) Other assets		-	-
7. Charges for disinvestments (+)			
a) Companies of the group and associates		-	-
b) Intangible fixed assets		-	-
c) Material assets		-	-
d) Property investments		-	-
e) Other financial assets		-	-
f) Non current assets maintained for sale		-	-
g) Other assets		-	-
C) CASH FLOW OF FINANCING ACTIVITIES (+/-9+/-10)		(90.137,55)	4.188.345,23
9. Charges and payments for instruments of assets		1.407.567,57	5.688.345,23
a) Subsidies, donations and legacies received		1.407.567,57	5.688.345,23
b) Issue of assets instruments (+)		-	-
10. Charges and payments for instruments of financial liabilities		(1.497.705,12)	(1.500.000,00)
a) Issuee		2.294,88	(1.500.000,00)
1. Debts with credit companies (+)		2.294,88	(1.500.000,00)
2. Debts with companies of the group and associates (+)		-	-
3. Other debts (+)		(1.500.000,00)	-
b) Return and repayment of:		(1.500.000,00)	-
1. Debts with credit companies (-)		-	-
2. Debts with companies of the group and associates (-)		-	-
3. Other debts (-)		-	-
E) NET INCREASE/DECREASE OF CASH OR EQUIVALENT (+/-A+/-B+/-C)		8.654.016,66	9.079.574,77
Cash or equivalent at the star of the financial year		30.473.216,88	21.393.642,11
Cash or equivalent at the end of the financial year		39.127.233,54	30.473.216,88

1.4. STATE OF CHANGES IN NET ASSETS

A) STATE OF RECOGNIZED INCOME AND COSTS

CONCEPT	2023	2022
A) Result of the profit and loss account	2.459.104,66	1.224.949,25
B) Income and costs directly attributed to the net assets (I + II + III + V)	1.038.801,36	1.510.846,84
I. By assessment of financial instruments	-	-
III. Subsidies, donations and legacies	1.233.638,19	1.704.072,80
V. Tax bill	(194.836,83)	(193.225,96)
C) Transfer to the losses and gains account (VI + VII + VIII + IX)	(2.915.759,95)	(2.798.331,14)
VII. By cash flow cover	-	-
VIII. Subsidies, donations and legacies	(3.701.278,22)	(3.564.570,40)
IX. Tax bill	785.518,27	766.239,26
Total recognized income and costs (A + B + C)	582.146,07	(62.535,05)

B) TOTAL STATE OF CHANGES IN NET ASSETS

	Assets	Results previous financial years	Result financial year	Subsidies, donations and legacies	Total
A. BALANCE. END YEAR 2021	208.091.295,40	16.601.130,74	3.216.077,64	63.308.336,89	291.216.840,67
B. ADJUSTED BALANCE, STAR YEAR 2022	208.091.295,40	16.601.130,74	3.216.077,64	63.308.336,89	291.216.840,67
I. Total recognized income and costs	-	-	1.224.949,25	(1.287.484,30)	(62.535,05)
III. Other variations in net assets	-	3.216.077,64	(3.216.077,64)	-	-
C. BALANCE, END YEAR 2022	208.091.295,40	19.817.208,38	1.224.949,25	62.020.852,59	291.154.305,62
D. ADJUSTED BALANCE, START YEAR 2023	208.091.295,40	16.601.130,74	3.216.077,64	63.308.336,89	291.216.840,67
I. Total recognized income and costs	-	-	2.459.104,66	(1.876.958,59)	582.146,07
III. Other variations in net assets	-	1.224.949,25	(1.224.949,25)	-	-
E. BALANCE, END YEAR 2023	208.091.295,40	21.042.157,63	2.459.104,66	60.143.894,00	291.736.451,69

(*) Capital appointees.



2

TECHNICAL SPECIFICATIONS OF THE PORT


2.1. GENERAL CONDITIONS

2.1.1. LOCATION

CÁDIZ



Longitude: 06° 17' West



Latitude: 36° 32' North

ZONA FRANCA



Longitude: 06° 15' 30'' West



Latitude: 36° 30' 10'' North

LA CABEZUELA - PUERTO REAL



Longitude: 06° 15' West

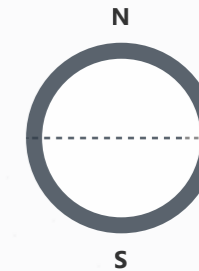


Latitude: 36° 31' 30'' North

EL PUERTO DE SANTA MARÍA



Longitude: 06° 14' West



Latitude: 36° 35' North

2.1.2. WINDS CONDITIONS

CÁDIZ, ZONA FRANCA Y LA CABEZUELA - PUERTO REAL

Prevailing	E.S.E.
Strongest	E.S.E.

EL PUERTO DE SANTA MARÍA

Prevailing	O.S.O. O.N.O.
Strongest	E.S.E.

2.1.3. THEORICAL STORMS

CÁDIZ, ZONA FRANCA Y LA CABEZUELA - PUERTO REAL

Long	2.400.000 m
Maximum wave hight (2h = Hs) (m)	5,5 m
Maximum wave lenght (2L) (m)	250 m
Important wave (Hs) (m)	

EL PUERTO DE SANTA MARÍA

Long	2.400.000 m
Maximum wave hight (2h = Hs) (m)	5 m
Maximum wave lenght (2L) (m)	250 m
Important wave (Hs) (m)	

2.1.4. TIDES

Maximum tidal range (m)	3,67 m
Height of LLW to port zero (m)	0
Height of HHW to port zero (m)	3,90 m

2.1.5. HARBOUR ENTRANCE

2.1.5.1. ENTRANCE CHANNEL

	CÁDIZ	ZONA FRANCA	LA CABEZUELA Y NTC	EL PUERTO DE SANTA MARÍA
Width (m)	250 m	150 m	250 m	80 m
Lenght (m)	3.600 m	1.200 m	2.000 m	1.250 m
Depth in LLW (m)	13 m	9 m	13 m	3 m
Sea bottom characteristics	Sand and rock	Mud and sand	Mud and sand	Mud and sand

2.1.5.2. ENTRANCE MOUTH

	CÁDIZ	ZONA FRANCA	EL PUERTO DE SANTA MARÍA
Orientation	N.E.	N.E.	S.O.
Width (m)	300 m	160 m	100 m
Depth in LLW (m)	11,5 m	8,5 m	3 m
Maximum recorder current (knots)	2 knots	2 knots	2 knots

2.1.5.3. TUGSBOATS OF UTILIZATION FOR ENTERING AND LEAVING

Depends on vessels characteristics and wheather conditions.

2.1.5.4. BIGGEST SHIP CALLED DURING LAST YEAR

CÁDIZ

	By lenght	By draught
Name	Icon of the Seas	MSC Mara
Nacionality	Bahamas	Marshall Islands
G.T.	248.663	54.214
Lenght	364,75	294,09
Maximum draught	9,25	13,5
Type	Cruiseship	Containership

ZONA FRANCA

	By lenght	By draught
Name	Federal Kivalina	Hafnia Amazonite
Nacionality	Marshall Islands	Marshall Islands
G.T.	20.659	24
Lenght	199,99	184,06
Maximum draught	10,75	11,51
Type	Dry bulkcarrier	Liquid bulkcarrier

LA CABEZUELA - PUERTO REAL

	By lenght	By draught
Name	Star Diamond	Star Diamond
Nacionality	Bahamas	Bahamas
G.T.	51.255	51.255
Lenght	229,2	229,2
Maximum draught	14,9	14,9
Type	Dry bulkcarrier	Dry bulkcarrier

EL PUERTO DE SANTA MARÍA

	By lenght	By draught
Name	La Belle de Cadix	Omarsub Tres
Nacionality	Belgium	Spain
G.T.	2.038	498
Lenght	103,3	59,01
Maximum draught	1,6	3,14
Type	Cruiseship	Drague

2.1.6. WATER AREAS

2.1.6.1. ZONE I

Location	Entrance	Basins			Subtotals
		Commercials	Fishing	Rest	
Cádiz	1.095,46	96,45	6,2	53,1	155,75
Zona Franca		49,84			49,84
El Puerto de Santa María		84,5	7,2		92,2
Puerto Sherry				15,6	15,6

2.1.6.2. ZONE II

Water zone II	11.743,93 Has.
---------------	----------------

2.2. COMMERCIAL AND SHIPPING FACILITIES

2.2.1. QUAYS AND BERTHS

2.2.1.1. CLASSIFICATION BY BASINS

Names	Longitude (m)	Depth (m)	Uses	Width (m)
-------	---------------	-----------	------	-----------

Commercial basins. Public.

CÁDIZ				
Reina Victoria	206	10	General cargo and passengers	60
Marqués de Comillas	636	10	General cargo and ro-ro	97
Muelle Ciudad	316	10	Passengers and general cargo	55
Alfonso XIII	180	10	Passengers and general cargo	63
Reina Sofía 1ª fase	400	11	Containers	30
Reina Sofía 2ª fase	240	11,5	Containers	30
Muelle de la Libertad	304	10,5	Ro-ro and general cargo	15
Muelle de las Américas	110	10,5	General cargo	15
Nueva Terminal de Contenedores	590	16	Containers	50
Muelle 5	350	8	Various	40

ZONA FRANCA				
Muelle de Poniente	325	9,5	General cargo, Dry and liquid bulks, containers	82,5
Muelle de Ribera	323	9,5	General cargo, dry and liquid bulks, containers and ro-ro	93,5

LA CABEZUELA - PUERTO REAL				
Muelle La Cabezuela	607	14	Dry and liquid bulks	100
Muelle Cabezuela Sur	481	14	Dry and liquid bulks and ro-ro	100

EL PUERTO DE SANTA MARÍA				
Muelle Exterior	792	3	General cargo, dry and liquid bulks, containers and shipbreaking	40,5
TOTAL	5.860			

Names	Longitude (m)	Depth (m)	Uses	Width (m)
-------	---------------	-----------	------	-----------

In fishing basins

CÁDIZ				
General Fernández Ladreda	340	6	Fishing	8
Levante	374	6	Fishing and gas-oil	6,5
Nueva Ionja	165,6	6	Fishing	6,5
Diego Fernando Montañés	148	4.5	Others	8
Dique de Levante	150	6	Others	11,5

PUERTO REAL				
Muelle Puerto Real	66	1	Fishing and sports	19

EL PUERTO DE SANTA MARÍA				
Muelle Pesquero margen izquierda	1.050	3	Fishing, supply and gas-oil	2,5
Muro encauzamiento margen izquierda	224	1	Shipbreaking	2,5
Muelle Local	384	1	Boats	2,5
Muelle de pasajeros margen derecha	250	3,5	Passengers	20
Muelle Local	400	1	Boats	2,5
TOTAL	3.551,6			

In other basins

CÁDIZ				
Muelle flotante	250	4	Sports	3
Armamento	200	9,5	Shipyard	120
Embocadura	110	9,5	Shipyard	70
Diques de Alba dique de Levante	240	8	Inactive vessels	
TOTAL	800			

TOTAL	10.272,60			
--------------	------------------	--	--	--

Names	Longitude (m)	Depth (m)	Uses	Width (m)
-------	---------------	-----------	------	-----------

Private.
In commercial basins (none).
In fishing basins (none).

In other basins

DRAGADOS OFF-SHORE				
Planta Off-SHORE	680	11		250

NAVANTIA (FACTORÍA DE CÁDIZ)				
Armamento	490	8	Shipyard	120
Armamento exterior	350	8	Shipyard	40
Muelle adosado a dique seco (Norte)	200	8	Shipyard	12
Muelle adosado a dique seco (Sur)	400	7	Shipyard	12
Muelle dársena astilleros	400	7	Shipyard	25

NAVANTIA (FACTORÍA DE MATAGORDA)				
Muelle Embocadura dique seco (Norte)	150	8	Shipyard	50
Muelle Embocadura dique seco (Sur)	500	8	Shipyard	50
Muelle descarga	250	7	Download of steels	250
Muelle embocadura, antiguo dique seco	300	6	Shipyard	12
Muelle armamento adyacente a antiguas gradas	240	6	Shipyard	50
TOTAL	3.960			

TOTAL	14.232,6			
--------------	-----------------	--	--	--

2.2.1.2. CLASSIFICATION BY USES AND DRAUGHTS

Uses	M.L.L. Metres with draught			
	C > 12	C = 12	12 > C > = 10	10 > C > = 8
Commercial quays				
Port Authority				
General cargo			1.472	100
Containers			591	
Ro-Ro Berths			930	200
Dry bulks	610			125
Without special installation			80	100
By special installations				150
Liquid bulks		350		170
Passengers			324	
Other quays				
Fishing				
Shipyard, repairing and scrapping			550	
Others				
Total Port Authority	610	350	3.397	845
Other private quays				
Shipyard, repairing and scrapping			1.690	
Others			680	1.590
Total private			2.370	1.590
Total	610	350	5.767	2.435

2.2.2. LAND AREA AND STORAGE AREAS (m²)

Quay	Name	Warehouses			Roads (m ²)	Others (m ²)	Total (m ²)
		Open (m ²)	Covered and open (m ²)	Closed (m ²)			
CÁDIZ							
Muelle Reina Sofía	Concession	42.970					42.970
Muelle Reina Sofía		46.454			47.587	1.046	95.087
Muelle Alfonso XIII				5.280			5.280
Muelle Alfonso XIII		6.724			18.446	6.682	31.852
Muelle Ciudad		18.535			12.550	2.415	33.500
Muelle Reina Victoria		8.218					8.218
Muelle Marqués de Comillas		74.320			22.359	3.063	99.742
Muelle Fdez Ladreda		24.600		2.000	7.120	5.780	39.500
Muelle Nueva Lonja		25.309		16.400			41.709
Muelle Levante		31.600			3.360	3.488	38.448
Fondo		20.975			7.900		28.875
Embocadura		49.900			5.100	15.500	70.500
Armamento		37.200			4.100	19.900	61.200
Navantia		439.493					439.493
Zona Edificios Oficiales						6.500	6.500
Dique de Levante					17.200		17.200
Dique San Felipe						38.068	38.068
Total		826.298	0	23.680	145.722	102.442	1.101.742

Quay	Name	Warehouses			Roads (m ²)	Others (m ²)	Total (m ²)
		Open (m ²)	Covered and open (m ²)	Closed (m ²)			
LA CABEZUELA - PUERTO REAL							
Cabezuela	Port area	1.064.598			109.830	1.174.428	
Navantia	Shipyard	129.700				129.700	
Dragados Off-Shore, S. A.	Building	361.085				361.085	
Total		1.555.383	0	0	109.830	1.665.213	

EL PUERTO DE SANTA MARÍA						
Margen izquierda						
Zona comercial		83.034		11.061	42.982	23.624
Zona pesquera		114.369			27.097	17.861
Otras zonas				10.600	583.800	
Margen derecha						0
Zona deportiva				4.000	16.000	
Zona pasajeros				2.100	4.300	
Otras zonas		20.100			9.180	167.720
Total		217.503	0	11.061	95.959	813.305

ZONA FRANCA						
Muelle de poniente		17.041			15.200	224
Muelle de ribera		57.225			3.550	
Club Náutico Elcano	Concession	83.998,36				
Total		158.264,36	0	0	18.750	224

PUERTO SHERRY	Concession	286.662				
----------------------	------------	---------	--	--	--	--

TOTAL		3.044.110,36	0	34.741	370.261	915.971
--------------	--	---------------------	----------	---------------	----------------	----------------

2.2.3. COLD STORAGE AND ICE FACTORIES

Quay	Name	Owner	Storage capacity (m ²)
CÁDIZ			
Muelle de Levante	Cold Store	Autoridad Portuaria / Nazarena del Hielo	1.802
Muelle Marqués de Comillas	Cold Store	Transportes Mazo	370
Muelle Gral. Fdez. Ladreda	Cold Store - warehouse 6	Hibero	2.220
Muelle Gral. Fdez. Ladreda	Cold Store - warehouse 5	M.A. González Almeida	600
Muelle Gral. Fdez. Ladreda	Cold Store - warehouse 4	Frigoríficos Marbamar	2.160
Muelle Gral. Fdez. Ladreda	Cold Store - warehouse 7	Ricardo Fuentes e Hijos,S.A.	3.610
Muelle de Levante	Ice factory warehouse 19	Nazarena del Hielo	507
Muelle de Levante	Cold Store - warehouse 20	Autoridad Portuaria	597
Muelle de Levante	Cold Store - warehouse 3	Cortemar, S.L	343

EL PUERTO DE SANTA MARÍA			
Margen izquierda Muelle Pesquero	Ice factory	Fahipo, S.A.L.	157 (tn/día)
Margen izquierda Muelle Pesquero	Cold Store - warehouse	Congelados y Refrigerados SEPPIALIS, S.L.	2.477
Margen izquierda Muelle Pesquero	Cold Store - warehouse	Romerijo, S.L.	3.506

2.2.4. PASSENGERS TERMINALS

Location	Owner	Traffic	Area (m ²)	Nº of floor	Total area (m ²)
CÁDIZ					
Muelle Alfonso XIII	Port Authority	Passengers	1.300	1	1.300
Muelle Reina Victoria	Bay of Cadiz Transport Consortium	Passengers	1.242	1	1.242
Muelle Ciudad	Port Authority	Passengers	372	1	372

EL PUERTO DE SANTA MARÍA					
Margen derecha	Bay of Cadiz Transport Consortium	Passengers	4.232	1	4.232

2.2.5. FISHING FACILITIES

Type of facility	Location	Owner	Area (m ²)
CÁDIZ			
Locales exportadores	Muelle Levante (500)	Port Authority	1.160
Lonja	Muelle lonja	Port Authority	5.950
Almacén exportadores	Muelle lonja (600)	Port Authority	3.040
Frigorífico	Muelle lonja	Port Authority	560
Servicios varios	Muelle lonja	Port Authority	310
Industrias de la pesca	Muelle Fernández Ladreda		
Industrias de la pesca	Muelle Fernández Ladreda		
Locales armadores	Muelle Levante (200/300/400)	Autoridad Portuaria	4.848
Reparación redes	Muelle Levante, nave 11	Sucesores de Pepiño	435
Recepción, venta pescado y cetárea	Muelle Fernández Ladreda, nave 4	Gapemar	2.400
Almacén frigorífico	Muelle Fernández Ladreda, nave 6	Hibero (concession)	2.220
Almacén frigorífico	Muelle Fernández Ladreda, nave 5	M.A. González Almeida	600
Almacén frigorífico	Muelle Fernández Ladreda, nave 7	Ricardo Fuentes e Hijos, S.A.	3.360
Nave de pescado	Muelle Levante, nave 20	Port Authority	766
Nave de pescado	Muelle Levante, nave 19	Port Authority	1.025
Fábrica de Hielo	Muelle Levante, nave 19	Nazarena del Hielo	282
Nave envases	Muelle Levante, nave 15	Polisur 2000 (concession)	315
Nave envases	Muelle Levante, nave 8	Barreirpesca, S.L.	406
Investigaciones pesqueras	Muelle Levante	I.E.O (concession)	605
Venta pescado congelado y marisco	Muelle Levante, nave 3	Cortemar, S.L.	375

EL PUERTO DE SANTA MARÍA			
Lonja e instalaciones subastas planta baja	Margen Izquierda	Port Authority	4.730
Edificio congelados	Recinto pesquero margen izquierda	Port Authority	1.024
Edificio Social	Recinto pesquero margen izquierda	Port Authority	600
Mercado mayoristas	Margen izquierda planta baja	Port Authority	2.600
Mercado mayoristas (oficinas)	Margen izquierda planta alta	Port Authority	1.007
Preparación y envase pescado	Margen Izquierda	Port Authority	3.309
Parcelas reparación redes	Margen Izquierda	Port Authority	3.250
Locales armadores (200)	Margen Izquierda	Port Authority	1.980
Locales exportadores	Margen Izquierda	Port Authority	536
Locales oficinas nave subasta	Lonja margen izquierda	Port Authority	220
Instalación productos pesqueros	Margen Izquierda	Caladero, S.L. (concession)	2.477
Nave comercialización congelados	Margen Izquierda	Romerijo (concession)	3.517
Almacén envases	Margen Izquierda	Polisur 2000 (licence)	1.597
Locales exportadores edificio A	Margen Izquierda	Port Authority (licences)	960
Locales elaboración B y C	Margen Izquierda	Port Authority (licences)	6.912

2.2.6. BUILDING AND FACILITIES FOR PUBLIC USE

Type of facility	Location	Owner	Area (m ²)
CÁDIZ			
Plaza de España	Port Authority	Offices	830 m ²
Zona edificios oficiales	Port Authority	Sanidad y Guardia Civil	450 m ²
Muelle Marqués de Comillas	Port Authority	Offices	429 m ²
Zona edificios oficiales	Port Authority	Sea house	450 m ²
Estación Marítima	Port Authority	Offices	
Muelle de Poniente	Port Authority	Offices	120 m ²
Muelle Pesquero	Alfonso García González (concesionario)	Bar-Restaurant	555 m ²
Muelle Reina Sofía	Bernardino Abad, S.L.	Frontier Inspection Post	800 m ²
Muelle de Levante 13	Unquival (concesionario)	Electric repairs workshop	795 m ²
Muelle de Levante 14	Renasur (concesionario)	Ships repairs	447 m ²
Muelle de Levante 12	Transportes Mazo Hermanos, S.A.U.	Offices and warehouses	2.383 m ²
Muelle de Levante 17	Félix Fernández Verdejo	New warehouse	130 m ²
Muelle de Levante 9	Coelsur, S.C.I. (concesionario)	Electromecanic repairs	704 m ²
Muelle de Levante 3	Cortemar (concesionario)	Warehouse and office	288 m ²
Muelle de Levante 5	Omega electricidad (concesionario)	Naval electric warehouse	1.294 m ²
Muelle de Levante 4	Indalbi Sur, S.L. (concesionario)	Mecanic workshop	1.332 m ²
Muelle de Levante 2	Manuel burgar (concesionario)	Electromecanic repairs workshop	358 m ²
Muelle de Levante 13	Befesa	Industrial treatment	795
Lonja Muelle Pesquero	Port Authority	Salt water and fishing market cleaning	Capacidad 240 m ³ /h.
Muelle Marqués de Comillas (2 rampas móviles)	Port Authority	Roll-on / roll-off traffic	100 tns
Muelle Marqués de Comillas (rampa fija)	Trasmediterránea	Roll-on / roll-off traffic	
Muelle De la Libertad (rampa fija)	Trasmediterránea	Roll-on / roll-off traffic	
Dársena comercial	Ayto. de Cádiz (concesionario)	Sea City	9.400 m ²
Puerto América	APPA (concesionario)	Sports facilities	107.513 m ²
Muelle Ciudad	Ayuntamiento de Cádiz	Avda. del Puerto enlargement	8.250 m ²
Dique San Felipe	Nautical club (concesionario)		24.917 m ²
Barriada de La Paz y Puntales	Asociación Deportiva Viento de Levante (concesionario)	Nautical club	21.502 m ²
Nautical club			
ZONA FRANCA			
Club Náutico Elcano	Ayuntamiento de Cádiz (concesionario)	Nautical club headquarters	56.761 m ²
Club Náutico Elcano	Ayuntamiento de Cádiz (concesionario)	Sports track	18.845 m ²
Barriada de La Paz y Puntales	Ayto.de Cádiz (concesionario)	2nd phase of Paseo Marítimo	12.297 m ²

Type of facility	Location	Owner	Area (m ²)
LA CABEZUELA - PUERTO REAL			
Zona ciudad	Ayuntamiento de Puerto Real (concession)	Town Council headquarter	3.300 m ²
Zona ciudad	Ayuntamiento de Puerto Real (concession)	Cleaning up	3.072
Muelle de La Cabezucla	Port Authority	Transformation center	90 m ²

EL PUERTO DE SANTA MARÍA			
Muelle Exterior	Port Authority	Offices	900 m ² (2 plantas)
Muelle Pesquero M.I.	Port Authority	Transformation central	41 m ²
Muelle Exterior	Port Authority	Transformation central	65 m ²
Muelle Exterior	Port Authority	Transformation central	19 m ²
Margen izquierda	APEMSA (concession)	Pumping station	63 m ²
Margen izquierda	APEMSA (concession)	Pumping station	151 m ²
Zona ciudad	APEMSA (concession)	Cleaning up	1.827
Muelle	Desguaces y reciclajes de la Bahía	Weighbridge	60 tns.
Margen derecha	Enerán, S.A. (concession)	Catering trade and offi ces	1.787 m ²
Margen derecha	Federación Andaluza de Vela (concession)	Asfaltic ramp	31.600 m ²
Margen derecha	Marina Puerto de Santa María (concession)	Puerto Sherry	145.262 m ²
Margen derecha	Real Club Náutico (concesionario)	Nautic club	24.994 m ²
Margen derecha	Ayto. Puerto Sta. María (concession)	Sport centre	50.955 m ²
Margen derecha	Ayto. Puerto Sta. María (concession)	Right side Agreement	16.200 m ²
Margen derecha	Ayto. Puerto Sta. María (concession)	Floating dock	1.240 m ²
Muelle Exterior	Radio Televisión Española (concession)	Transmission Center OM & FM	8.353 m ²
Muelle Pesquero M.I.	Ansupesa (concession)	Gas Station	259 m ²
Muelle Pesquero M.I.	Todo jerez (concession)	Bar fishing market	300 m ²
Margen derecha	Ayto. El Puerto de Santa María (licence)	Sports equipment	1.077 m ²
Muelle Exterior 7	Marina Punta Europa (concession)	Slip Way	1.773
Trasera M. Exterior	Cepsa	Gas Station	4.625
Muelle Exterior	Ctaqua	Aquiculture tecnologic Center	3.261
Muelle Exterior	EPIC AQUA	Fish Farm	47.326
Muelle Exterior	Fitoplancton	Sea farming	5.580
Muelle Exterior	Futuna	Red Tuna farm	31.225
Margen derecha	Galeras reales	Catering trade and offi ces	125
Margen derecha	Ayuntamiento	Pedestrian bridge	782
Margen derecha	Riquet bejarano	Catering trade and offi ces	301
Trasera Muelle Exterior	Ordóñez y Ortega	Commercial warehouse	4.414
Margen derecha	Varadero Guadalete	Slip Way	2.500

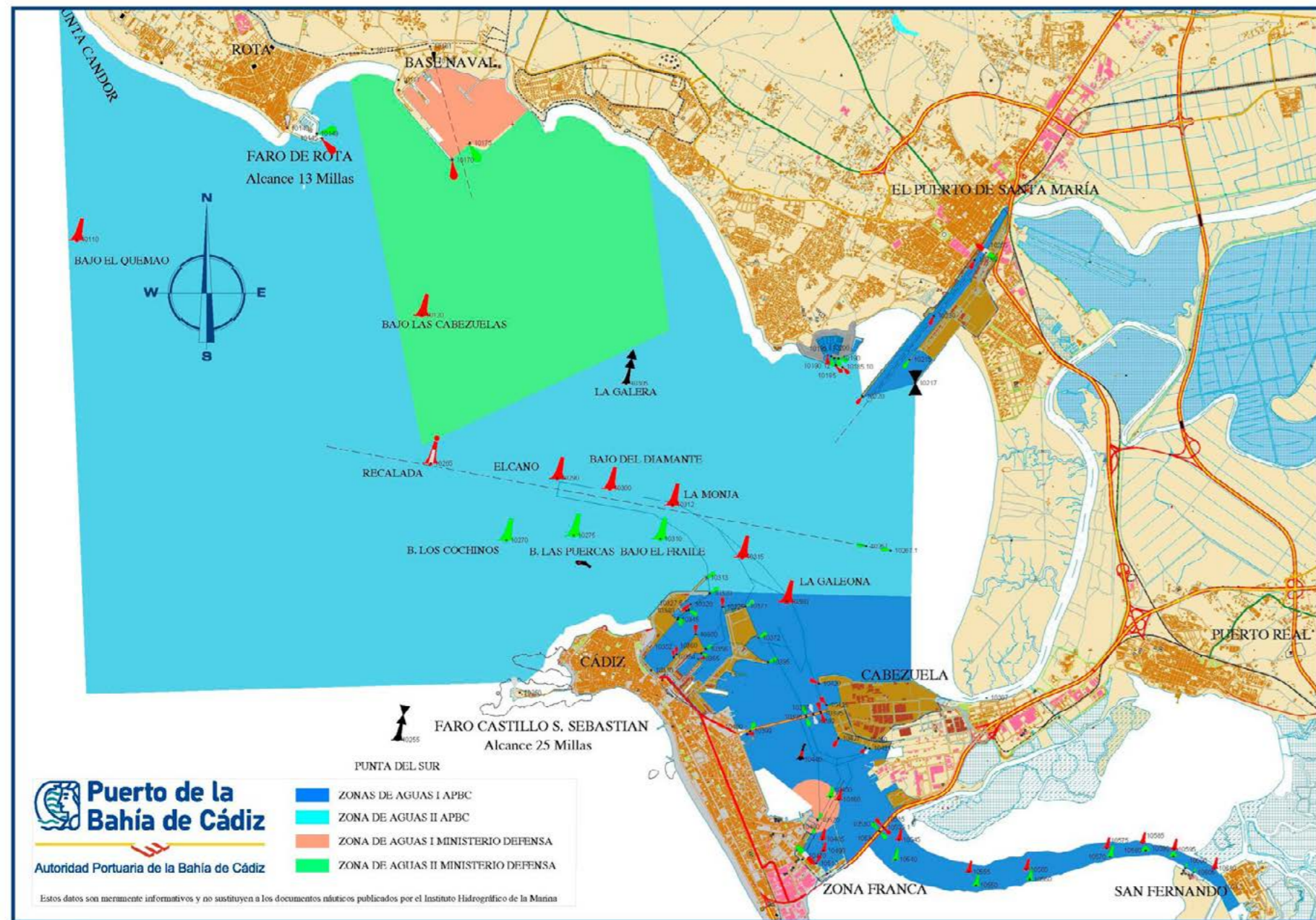
2.2.7. BREAK WATERS

Name	Lenght (m ²)	Characteristis
CÁDIZ		
Nueva Terminal Contenedores Nordeste	400	Breaks waves-blocks
Nueva Terminal Contenedores Sudeste	380	Breaks waves-natural breakwater
San Felipe 1º tramo	225	Vertical
San Felipe 2º tramo	1.270	Breaks waves-blocks
Levante	682	Breaks waves-natural breakwater
Dique dársena deportiva	290	Vertical
Contradique dársena deportiva	110	Vertical
Dique contra mar de leva	350	Breaks waves-blocks

ZONA FRANCA		
Levante	750	Breaks waves-natural breakwater

EL PUERTO DE SANTA MARÍA		
Poniente	1.850	Breaks waves-blocks
Levante	500	Breaks waves-breakwater
Levante	250	Natural breakwater

2.2.8. SCHEMATIC MAP OF LIGHTHOUSES AND BEACONS



2.2.9. LIGHTHOUSE AND BEACONS LIST

Nº	Name and location	Colour	Characteristics	Range (millas)
Bahía de Cádiz				
Boyas				
10.110	El quemado	Rojo	GpD(2)R9sg..	7
10.120	Las cabezuelas	Rojo	GpD(4)R10 sg..	7
10120-a	Boya odas	Amarillo	GpD(5) 30 dpm	3
10.255	Punta del Sur	Blanco	GpCt(9)B15 sg	5
10.265	Recalada	Blanco	DLB 10 sg.	7
10.267	Luz Anterior	Verde	QG 1 sg.	7
10.267-I	Luz Posterior	Verde	OcG 3 sg.	7
10.270	Los cochinos	Verde	DV 3 sg. .	5
10.275	Boya núm.3(frente Las Puercas)	Verde	GpD(2)V 4 sg.	5
10.290	SW Diamante	Rojo	DR 1,5 sg.	5
10.300	El diamante	Rojo	GpD(2)R4 sg.	5
10.305	La galera	Blanco	CtB 1 sg.	3
10.310	El fraile	Verde	GpD(3) 13 sg.	5
10.312	Boya ángulo alineación 1-2 (la monja)	Rojo	GpD (3) R 10 sg.	5
10.315	Canal entrada	Rojo	GpD(2 + 1)R7 sg	3
10.380	La Galeona	Rojo	Ctr 1sg.	4
10.450	Zona Franca (estribor)	Verde	GpD(3) V 9 sg.	3
10.460	Zona Franca (babor)	Rojo	GpD(2 + 1) R 12 sg.	3
10.485	Zona Franca (interior)	Rojo	GpDR(2 + 1) 10 sg.	1
10.490	Zona Franca (interior)	Rojo	Ctr 1 sg.	1
10.540	Carraca núm.1	Verde	DV 3 sg.	4
10.545	Carraca núm.2	Rojo	DR 4 sg.	4
10.550	Carraca núm.3	Verde	GpD(2) V 8 sg.	4
10.555	Carraca núm.4	Rojo	GpD (2) R 7sg	4
10.560	Carraca núm.5	Verde	GpD(3) V9 sg.	4
10.565	Carraca núm.6	Rojo	Gp Ct (3) R6sg	4
10.570	Carraca núm.7	Verde	GpD(4) V 12 sg.	2
10.575	Carraca núm.8	Rojo	GpD(4) R 10 sg.	2
10.580	Carraca núm.9	Verde	DV 3 sg.	2
10.585	Carraca núm.10	Rojo	DR 3 sg.	2
10.590	Carraca núm.11	Verde	GpD(2) V 6 sg.	2
10.595	Carraca núm.12	Rojo	GpD(2) R 6 sg,	2
10.610	Carraca núm.14	Rojo	GpD(3)R 10 sg	2
Faros				
10.250	Faro castillo San Sebastián	Blanco	GpD(2)B 10 sg.	25
Balizas				
10.427	M.extremo Sur La Cabezuela	Rojo	GpD(4) 12 sg	1

Nº	Name and location	Colour	Characteristics	Range (millas)
10.313	Extremo Dique mar de leva	Verde	GpD (4)V. 10 sg.	3
10.320	Dique San Felipe	Verde	DV 3 sg	5
10.325	Dique de Levante	Rojo	DR 2 sg	5
10.327	Puerto América	Verde	GpD (4) V 16 sg.	1
10.327.5	Pantalán Rompeolas	Verde	(2 + 1)	1
10.330	Enfilación muelle ciudad	Blanco	OcB 5 sg	3
10.340	Espigón náutico	Verde	FV	1
10.345	Muelle Reina Sofía	Verde	OcV 2 sg	2
10.350	Extremo Muelle Comillas	Rojo	GpDV 2 + 1 12 sg.	2
10.352	Tacón Ro-Ro NE (muelle Marqués de Comillas)	Rojo	GpD(4) 10 sg.	1
10.354	Tacón Ro-Ro SW (Muelle Marqués de Comillas)	Rojo	GpD(4) 10 sg.	1
10.356	Angulo Noreste	Verde	GpCt(4)V 12s.	3
10.360	Pesquero Poniente	Verde	D 6 sg	1
10.365	Pesquero Levante	Rojo	GpD(2)6 sg	1
10.371	Muelle Extremo Norte Nueva Terminal Contenedores	Verde	Ct 1 sg.	5
10.372	Muelle Extremo Sur Nueva Terminal de Contenedores	Verde	Fl 4 sg.	5
10.385	Muelle nº 5 extremo	Verde	GpD(2) 7 sg	3
10.400	Dique P.D.Viento de Levante	Rojo	Ct 1 sg	1
10.420	Espigón off-SHORE	Rojo	GpCt(2) R 8 sg	2
10.425	Muelle Cabezuela extremo Norte	Rojo	GpD(2 + 1)15 sg	1
10.430	Muelle rampa ro-ro	Rojo	DR 5sg.	1
10.431	Angulo Este Muelle Sur La Cabezuela	Verde	ISO 1 sg.	1
10.440	Castillete Bajo de La Palma	Blanco Verde,	GpD(2) 10 sg	1
10.470	Luz direccional	Blanco	Iso B 2 sg	3
10.480	Muelle Poniente Z.Franca	Rojo Verde	GpD (2 + 1) 15 s	1
10.510	Muelle Ribera Z.Franca	Rojo	DR 3 sg.	3
10.520	Puntales espigón	Verde	GpD(4) V 10 sg.	3
10.530	Puente J.L.Carranza lado W	Verde	2 Ctv 1 sg.	2
10.535	Puente J.L.Carranza lado E	Rojo	2 Ctr 1 sg.	2
10.600	La clicca exterior	Verde	GpD(3) V 9 sg	2
10.605	La clicca interior	Verde	GpD(4) V 10 sg	2
10.612	Pantalán machos de bombos	Verde	DV Gs 6 sg.	1
El Puerto de Santa María				
10.205	Luz sectores precisión con eje al 040°	Rojo Blanco Verde	F1 RWG 6 sg.	5

Nº	Name and location	Colour	Characteristics	Range (millas)
10.215	Escollera interior.Extr	Verde	GpD(2)V 7 sg	3
10.217	Escollera de Levante.Extr	Blanco	GpCt(9) B 15 sg	3
10.220	Escollera de poniente.Extr	Rojo	DR5 sg	5
10.230	Pilar en el agua escollera de poniente	Rojo	GpD(2) R 5 sg.	1
10.235	Muelle Pesquero.Ang	Rojo	GpDV 10 sg.	2
Rota				
10.140	Faro	Blanco	Oc B4 sg	13
10.145	Puerto deportivo-pesquero-dique abrigo extremo	Rojo	GpD(3) R 10 sg	9
10.149	Contadique Extremo	Verde	Q(6) G 12 sg.	3
Base Naval de Rota				
10.160	Enfilación anterior	Blanco	CtB 1 sg	9
10.161	Enfilación posterior	Blanco	OcB B 3 sg.	11
10.170	Rompeolas poniente	Rojo	GpOc(2) R 6 sg.	4
10.175	Rompeolas levante	Verde	GpCt (3) V 7 sg	6
10.180	Boya	Rojo	GpD(2) R 7 sg	3
10.177	Enfilación diurna 320,5°(Diurna) Anterior			
10177.1	Enfilación diurna 322°.- Posterior			
Puerto Sherry				
10.180	Boya Decosystema 09X	Amarillo	GpD(5)	2
10.185	Dique de poniente	Rojo	Oc R 4 sg.	4
10.190	Entrada antedársena	Verde	Oc V 5 sg.	3
10.195	Dársena estribor	Verde	Ct V 1 sg.	1
10.200	Dársena babor	Rojo	Ct R 1 sg.	1
10185.10	Boya nº1 - Canal de entrada	Rojo	Ciega	
10185.14	Boya nº2 - Canal de entrada	Rojo	Ciega	
10185.16	Boya nº3 - Canal de entrada	Rojo	Ciega	
10185.18	Boya nº4 - Canal de entrada	Rojo	Ciega	
10185.10	Boya nº1 - Canal de entrada	Verde	Ciega	
10185.12	Boya nº2 - Canal de entrada	Verde	Ciega	
10185.14	Boya nº3 - Canal de entrada	Verde	Ciega	
Sancti Petri				
10.625	Punta del arrecife	Blanco	GpCt (9) 15 sg.	3
10.630	Castillo Sancti Petri	Blanco	DB 3 sg.	9
10.652	Bajo de poniente	Rojo	DR 5 sg.	2
10.653	Piedra larga	Verde	DV 5 sg.	2
10.642	Baliza nº 1 en el agua	Verde	FI(3) G 9 sg.	5
10.643	Baliza nº 2 en el agua	Rojo	FI(3) R 9 sg.	5
10.644	Baliza nº 3 en el agua	Verde	FI(4) G 11 sg.	3
10.645	Baliza nº 4 en el agua	Rojo	FI (4) R 11 sg.	3
10.653-10	Boya nº 6	Rojo	FI (2) R 7 sg.	3

Nº	Name and location	Colour	Characteristics	Range (millas)
10.653-11	Boya nº 7	Verde	FI (2) G 7 sg.	3
10.653-13	Boya nº 8	Rojo	FI(3) R 9 sg.	3
10.653-14	Boya nº 9	Verde	FI(3) G 9 sg.	3
Puerto de Gallineras				
10.653-50	Pantalán Flotante Extremo SW	Verde	Ct V 1s	1
10.653-54	Boya	Roja	Ct R 1 sg.	1
10.653-58	Nafragio Boya	Blanco	DB	2
CA7017.4	pantalán Flotante Extremo SE	Rojo	GpD(3) R 10 sg	3
CA7017.5	Boya Estribor 1	Verde	Gp D(2) V	1
CA7017.6	Boya Estribor 2	Verde	GpD(2+1) V	3
CA1017.7	Boya Babor 1	Rojo	GpD(2) R	1
CA7017.8	Boya Babor 2	Rojo	FI R	3
CA7017.9	Dique Salineta Ext.NE	Rojo	GpD(4) R 10 sg.	1
Cabo Roche				
10.655	Faro Cabo Roche	Blanco	Gp D(4) B 24 sg.	20
Puerto de Conil				
10.670	Dique Abrigo Extremo	Rojo	FI(2) 8 sg.	5
10.671	Dique Martillo Extremo	Rojo	FI(2) R 8 sg.	3
10.672	Contradique Extremo	Verde	LFI G 7 sg. (apagada)	3
10.674	Martillo interior	Rojo	FI(2) R 8 sg.	2
Cabo Trafalgar				
10.690	Faro Cabo Trafalgar	Blanco	Gp D(1+2) B 15 sg.	22
Barbate				
20.022	Faro Barbate	Blanco	Gp D (2) BR 7 sg.	10
20.030	Dique poniente extremo	Rojo	FI R 4 sg.	5
20.050	Contradique extremo	Verde	FI G 3 sg.	2
20.052	Boya nº 1	Verde	Apagada	5
20.053	Boya nº 2	Rojo	FI(2) R 8 sg.	5
20.055	Boya nº 4	Rojo	FI(3) R 9 sg.	2
20.055-5	Barrera antioleaje	Rojo	FI(2+1) R 21 sg.	2
20.056	Contradique muelle interior Ángulo W	Rojo	FI(3) G 15 sg.	1
20.058	Puerto Deportivo a estribor	Verde	FI(2) G	2
20.059	Puerto Deportivo a babor	Rojo	FIR 4 sg.	2
20.060	Río boyas	Amarillo	FI(4) Y 11 sg.	-
20.061	Río Barrera flotante	Amarillo	7FI(4) Y 20 sg.	1

2.3. SUPPLEMENTARY SERVICES (TECHNICAL NAUTICAL)

2.3.1. TUGS


SERVICIOS AUXILIARES DE PUERTOS, S.A.
Servicio 24/365
VB ROTA
VB JEREZ
VB SEVILLA
VB CÁDIZ
VB MAESTRO
VB BOXER
SERTOSA 10

2.3.2. MOORING AND UNMOORING

Amarradores del Puerto de Cádiz.
Servicio 24/365

2.3.3. PILOTS

Cinco Prácticos.
Corporación de Prácticos de Cádiz, S.L.P.
Servicio 24/365



2.4. SHIPS FACILITIES

2.4.1. DOCKS

2.4.1.1. DRY DOCKS

Location	Owner	Lenght (m)	Beam (m)	Depth refered to zero of port (m)	Capacity (Tm)
CÁDIZ					
Dársena dique seco	Navantia	245	37	6,9	30.000
Zona de servicios	Navantia	350	60	6,9	500.000
LA CABEZUELA - PUERTO REAL					
Área La Cabezuela	Navantia	105	25	6	25.000
Área La Cabezuela	Navantia	525	100	12	1.000.000

2.4.1.2. FLOATING DOCKS

Owner	Lenght (m)		Beam (m)		Maximun depth (m)		Resing Strength	Year of construction
	Outward	Intward	Outward	Intward	Outward	Intward		
CÁDIZ								
Navantia	246,25	231,25	51,2	43,2	17,7		39	1.965

2.4.2. SLIP WAYS

Location	Owner	Nº of ramps	Ramps lenght (m)	Width (m)	Slope (%)	Depth at the end (m)	Max. tons admissible
EL PUERTO DE SANTA MARÍA							
	Varadero Guadalete (without activity)	2	54,9	14	10	0	80

2.4.3. SHIPS YARDS

Location	Owner	Nº of slip	Length of slips (m)	Width (m)
CÁDIZ				
	Navantia	1	300,75	54

2.4.4. SHIPS SUPPLY FACILITIES

Type of supply	Location	Nº of points	Hour capacity of each point	Hour capacity of Quay	Supplier
CÁDIZ					
Gas-oil (fishing ships)	Muelle de Levante	1			Comercial CEPSA
Gas-oil	Muelle de Levante	1			Comercial CEPSA
Whater	Todos los muelles	60	12 tns.	720 tns.	Aguas de Cádiz
Ice	Muelle de Levante	1			Nazarena de Hielo
LA CABEZUELA - PUERTO REAL					
Agua	Muelles de La Cabezuela	20	10 tns.	200 tns.	Port Authority
EL PUERTO DE SANTA MARÍA					
Gas-oil (fishing ships)	Muelle pesquero M.I.	2	25 tns.	50 tns.	Comercial CEPSA
Whater	Muelle pesquero	12	3 tns.	36 tns.	Port Authority
Whater	Muelle Exterior	28	6 tns.	168 tns.	Port Authority
Ice	Muelle pesquero M.I.	1	10 tns.	10 tns.	FAHIPO, S.A.L.
ZONA FRANCA					
Whater	Muelle Poniente	5	12 tns.	60 tns.	Port Authority
Whater	Muelle Ribera	8	12 tns.	96 tns.	Port Authority

2.5. DOCKSIDE CARGO HANDING EQUIPMENT

2.5.1. CRANES

2.5.1.1. DOCKS CRANES

Location	Owner	Nº	Type	Enterprise	Power	Power (Tm)	Reach (Tm)	Heigh above low water line (m)	Capacity (Tm/hour)	Year of construction
DOCKS SERVICES										
CÁDIZ										
Reina Sofía	CONCASA	1	Panamax	Bynsa	6.000 V	40	48	35	300	1.986
Reina Sofía	CONCASA	1	Feeder	Inta-Eimar	6.000 V	40	35	30,5	300	1.978
Reina Sofía	CONCASA	1	Feeder	B.Wilcox	6.000 V	40	35	30,5	300	1.975
ZONA FRANCA										
LA CABEZUELA - PUERTO REAL										
EL PUERTO DE SANTA MARÍA										
PARTICULARS										
They do not exist										

2.5.1.2. MOBILE CRANES

Location	Owner	Nº	Type	Enterprise	Power	Power (Tm)	Reach (Tm)	Heigh above low water line (m)	Year of construction
DOCKS SERVICES									
ZONA FRANCA									
	A.M. Condominas Cádiz	1	150	LIEBHERR	Gas-oil	35 tons	15 m	250	2003
LA CABEZUELA - PUERTO REAL									
	A.M. Condominas Cádiz	1	500	LIEBHERR	Gas-oil	135 tons.	30 m.	650	2008
	A.I.E. Estibadora Gaditana	1	500	LIEBHERR	Gas-oil	140 tons.	50 m.	500	2007
	A.I.E. Estibadora Gaditana	1	550	LIEBHERR	Gas-oil	140 tons.	50 m.	500	2013

2.5.1.3. NUMBER OF CRANES. SUMMARY

Type	Port Authority	Private	Total
Containers cranes		3	3
Gantry cranes			
Total Gantry cranes			
Mobiles		4	4
Others cranes			
Total		7	7



2.5.2. SPECIAL FACILITIES

Location	Owner	Year of construction	Characteritics
CÁDIZ			
Muelle Marqués de Comillas	Port Authority	2001	2 ramps for Vessels roll-on roll-off. Capacity 100 tns
Muelle Marqués de Comillas	Trasmediterránea	2011	1 ramp for vessels roll-on roll-off. Capacity 100 ton
Muelle de la Libertad	Trasmediterránea	2010	1 ramp for vessels roll-on roll-off. Capacity 100 ton
EL PUERTO DE SANTA MARÍA			
Muelle Exterior	Port Authority	1983	Water supply to vessels
Muelle Exterior	Marina Punta Europa	2013	Travellift until 64 tns.
ZONA FRANCA			
Muelle de Poniente	Harinera Vilafranguina, S.A.	1994	1 Special installation for load/unload dry bulk
Muelle de Ribera	Istamelsa	1998	Special installation for load/unload liquid bulk
Muelle de Ribera	Port Authority	1997	Special installation for load/unload liquid bulk
Muelle de Ribera	Port Authority	1994	Ramp for Vessels roll-on roll-of. Capacity 100 tns. Width 15m., length 18 m.
LA CABEZUELA - PUERTO REAL			
Muelle Cabezuela Sur	Port Authority	2004	Ramp for Vessels roll-on roll-of. Capacity 100 tns. Width 20m., length 35 m.
Muelle Cabezuela	INTERPEC Ibérica, S.A.	2007	6 points liquid bulk load/unload
Muelle Cabezuela	PUMA Energía España	2004	4 points asphalt load/unload
ROTA			
Muelle Base Naval	C.L.H.	1974	Unload of oil products 1.000 m³/h

2.5.3. RAILWAY ROLLING STOCK

NONE.

2.5.4. AUXILIARY CARGO HANDLING AND TRANSPORT EQUIPMENT

Type	Owner	Nº	Power	Characteristics
CÁDIZ				
Forklift truck	CONCASA	1	GAS-OIL	2.5 Tm
Forklift truck	CONCASA	1	GAS-OIL	2.5 Tm
Container gantry crane	CONCASA	2	GAS-OIL	8 Tm
Container gantry crane	CONCASA	7	GAS-OIL	45 Tm
Forklift truck	A.M. CONDEMINAS	1	GAS-OIL	2.5 Tm
Forklift truck	A.M. CONDEMINAS	1	GAS-OIL	3.5 Tm
Forklift truck	A.M. CONDEMINAS	1	GAS-OIL	3 Tm
Forklift truck	BERNARDINO ABAD	1	ELECTRIC	1,6 Tm
Forklift truck	BERNARDINO ABAD	1	ELECTRIC	2,5 Tm
Forklift truck	AUTORIDAD PORTUARIA	1	GAS-OIL	3 Tm
ZONA FRANCA				
Forklift truck	A.M. CONDEMINAS	1	GAS-OIL	12 Tm
Forklift truck	A.M. CONDEMINAS	3	ELECTRIC	4 Tm
Forklift truck	A.M. CONDEMINAS	1	GAS-OIL	2 Tm
Pala cargadora	A.M. CONDEMINAS	1	GAS-OIL	1 m3
Hopper	A.M. CONDEMINAS	1	PNEUMATICS	3 BOCAS
Spoon	A.M. CONDEMINAS	1	MECHANICS	16 m3
Spoon	A.M. CONDEMINAS	1	MECHANICS	11 m3
LA CABEZUELA - PUERTO REAL				
Forklift truck	A.M. CONDEMINAS	1	GAS-OIL	3.5 Tm
Forklift truck	A.M. CONDEMINAS	3	GAS-OIL	3 Tm
Forklift truck	A.M. CONDEMINAS	3	GAS-OIL	3 Tm
Wheel loader	A.M. CONDEMINAS	2	GAS-OIL	4.2 m3
Wheel loader	A.M. CONDEMINAS	2	GAS-OIL	3.4 m3
Wheel loader	A.M. CONDEMINAS	1	GAS-OIL	8.2 m3
Wheel loader	A.I.E ESTIBADORA GADITANA	5	GAS-OIL	8 m3
Wheel loader	A.I.E ESTIBADORA GADITANA	1	GAS-OIL	3 m3

Type	Owner	Nº	Power	Characteristics
LA CABEZUELA - PUERTO REAL				
Hopper	A.M. CONDEMINAS	1	NEUMÁTICA	6 BOCAS
Double hopper	A.I.E ESTIBADORA GADITANA	1	ELÉCTRICA	80 m3
Double hopper	A.I.E ESTIBADORA GADITANA	1	GAS-OIL	100 m3
Conveyor belt	A.M. CONDEMINAS	1	ELÉCTRICA	1 m x 30 m
Conveyor belt	A.M. CONDEMINAS	1	ELÉCTRICA	1.2 m x 33 m
Conveyor belt	A.I.E ESTIBADORA GADITANA	1	ELÉCTRICA	40 Tons/h
Spoon	A.M. CONDEMINAS	1	MECÁNICA	42 m3
Spoon	A.M. CONDEMINAS	1	MECÁNICA	23 m3
Spoon	A.I.E ESTIBADORA GADITANA	1	MECÁNICA	43 m3
Spoon	A.I.E ESTIBADORA GADITANA	1	MECÁNICA	25,5 m3
Bucket loader	A.I.E ESTIBADORA GADITANA	2	GAS-OIL	2 m3
Charger	A.M. CONDEMINAS	1	ELECTRICIDAD	
Buck up generator	A.M. CONDEMINAS	2	GAS-OIL	200 KVA

2.5.5. OTHER AUXILIARY EQUIPMENT

Type	Owner	Nº	Power	Characteristics
CÁDIZ				
Transformer	Port Authority	1	ELECTRIC	10 KVA
Transformer	Port Authority	2	ELECTRIC	15 KVA
Transformer	Port Authority	2	ELECTRIC	30 KVA
Weigh bridge	Concasa	2	ELECTRIC	60 Tns.
LA CABEZUELA - PUERTO REAL				
Transformer	Port Authority	1	ELECTRIC	50 KVA
Weigh bridge	A.I.E Estibadora Gaditana	2	ELECTRIC	60 Tm
Weigh bridge	A.M. Condeminas	1	ELECTRIC	60 Tm
EL PUERTO DE SANTA MARÍA				
Weigh bridge	Port Authority	1	ELECTRIC	60 Tns.

2.6. FLOATING EQUIPMENT

2.6.1. DREDGERS

Name	Owner	Power	Lenght (m)	Beam (m)	Height (m)	Capacity	Year of construction
------	-------	-------	------------	----------	------------	----------	----------------------

NONE.

2.6.2. TUGS

Name	Owner	Power	Power (H.P.)	Lenght (m)	Beam (m)	Height (m)	Year of construction
CADIZ							
SERTOSA 10	CREDIT AGRICOLE LEASING ESPAÑA	Gas-oil	2250	29,57	8,16	3,89	1966
V.B. ROTA	SERTOSA	Gas-oil	4200	23,8	11	4,72	2006
V.B. JEREZ	SERTOSA	Gas-oil	3.132	23,8	11	5	2007
V.B. CÁDIZ	CÍA VALENCIANA DE REMOLCADORES	Gas-oil	1.524	17,37	7	3	2007
V.B. SEVILLA	CÍA VALENCIANA DE REMOLCADORES	Gas-oil	2000	17,37	6,7		2001
V.B. MAESTRO	BOLUDA TOWAGE & SALVAGE	Gas-oil	5032	33,6	11,4	5,6	2000
V.B. BOXER	REMOLCADORES Y BARCAZAS DE LAS PALMAS	Gas-oil	3570	28,5	10,37	3,81	1982
V.B. MUSTANG	SERTOSA	Gas-oil	4522	29,95	9,8	4,8	2001

2.6.3. HOPPERS, LIGHTERS AND BARGES

Name	Owner	Power	Power (H.P.)	Lenght (m)	Beam (m)	Height (m)	Capacity (M ³ o g.T.)	Year of construction
------	-------	-------	--------------	------------	----------	------------	----------------------------------	----------------------

NONE.

2.6.4. FLOATING CRANES

Name	Owner	Power	Characteristics	Characteristics of works			Year of construction
				Force (Tm)	Reach (m)	Height	

NONE.

2.6.5. OTHER AUXILIARY EQUIPMENT

Name	Owner	Type	Characteristics	Year of construction
Sánchez y Aguilar	Port Authority	Boat	Gas-oil – 120 CV-8,9 m.	1980

2.7. COMUNICATIONS AND MAPS OF THE PORT

2.7.1. ROAD ACCESSES AND COMUNICATIONS

Internal communication. Roads.

1. Cádiz.

The Cadiz dock and Free Trade Zone dock are located in the city of Cadiz. The access to Cadiz is carried out by means of two roads, both belonging to the R.I.G.E. (Network of General Interest to the State), which are:

- The N-IV Madrid - Cadiz road that skirts El Puerto de Santa María, Puerto Real, the inner bay and San Fernando, entering Cadiz southeast along a two-way road at the connection with the San Fernando by-pass.

- The A-4 Seville - Cadiz motorway linked up to the N-IV in the proximities of Puerto Real. The above-mentioned motorway ends up at the northern access of the N-443 highway to the José León de Carranza bridge, in the Bay of Cadiz, which is used as northern access to the city and connects with the N-IV at the extreme south of the bridge (where the city centre begins).

Apart from this, direct access to the Free Trade Zone that existed before the connection with the N-IV. The N-IV enters the city centre under the denomination of industrial road, which runs opposite the Free Trade Zone dock with access to commercial piers of the Cadiz dock. The above-mentioned industrial road is used by heavy vehicle traffic, light vehicles being able to reach the Cadiz dock along the Cadiz Avenue.

As it has already been pointed out, the access to the Free Trade Zone can be gained along the N-443 or from the industrial road (N-IV). The new flyover that directly connects the N-IV with the Free Port Area and industrial road is noteworthy.

A two-way road with a changeable 8 to 14 meter width exists along the railing that encloses the service area of the port.

In the loading and unloading goods area, the circulation is one-way and in a clockwise direction (with the water on the right). There are two-way cross streets between both parallel-circulating roads at intervals of approximately 100 meters. The San Felipe and Levante sheltered docks are fitted out for the circulation of vehicles to aid better supervision. A promenade with direct access to the urban road exists for rolled and pedestrian traffic at the San Felipe dock. The road surface of the roads is generally of cobblestone and asphalt and 10.529 meters in length.

2. La Cabezuela - Puerto Real.

Road access to La Cabezuela area where the La Cabezuela Pier is located is achieved from the already mentioned N-443 along the road connected by link road to the N-443 which skirts the La Cabezuela service area. In turn, the N-443 rapidly leads to the A-4 and N-IV roads.

3. El Puerto de Santa María.

The commercial and fishing piers (fish market and fish preparation) situated on the left bank of the river Guadalete have direct access to the N-IV that skirts the service area.

As for the fishing pier situated on the right bank of the river Guadalete (stay and provisioning), it is reached from the N-IV along the urban road There is a road reaching the installations of the outer pier from the harbour access area to the N-IV. It is two-way, with an 8-meter roadway.

In the outer pier, circulation is along two roads parallel to the coastal shelf with a 12-meter width. Likewise, there are 12 meter two-way cross streets at intervals of 70 meters.

The fishing area has three one-way, 7-meter roads that run parallel to the coastal shelf and is completed by several one-way cross streets of the same width.

Large spaces intended for parking are to be found in this area.

4. Railway.

The Madrid - Cadiz railway line passes very close to the commercial and fishing piers, a TECO terminal opposite the access to the dock existing, without being connected to these by the railway line. Likewise, a passenger station exists nearby.

There is a railway terminal in Jerez de la Frontera that is located in a strategic enclave, in the industrial park of the city of transport with access to less than 600 meters from the Autovía del SUR (A-4), one of the six radial highways in Spain that connects the cities of Madrid, Cordoba, Seville and Cadiz, among others.

5. By pipeline.

The Rota Navy Base oil tanker terminal is connected to the Rota - Saragossa pipeline.

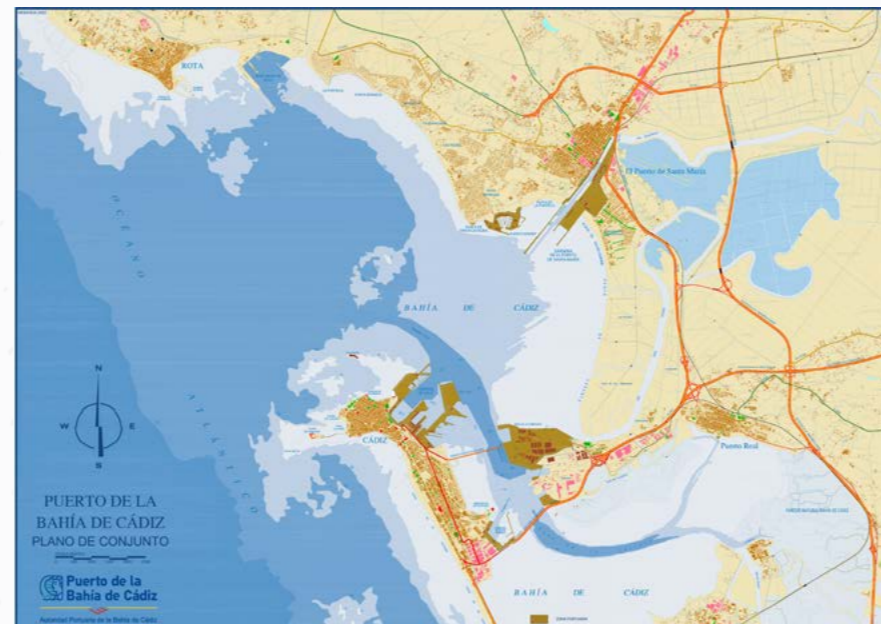
6. Por otros medios: Líneas Aéreas.

The “La Parra” airport, adjacent to the N-IV and close to the A-4 motorway, is situated in the Jerez de la Frontera town. The distance from the airport to El Puerto de Santa María on the N-IV is 20 km and the distance to Cadiz by motorway is 40 km.

2.7.2. INNER ROADS MAP



2.7.3. ROAD ACCESSES MAP



2.8. SHORT DESCRIPTION OF INSTALLATIONS FOR SPECIFIC TRAFFIC

2.8.1. RO-RO TERMINAL IN CADIZ

The facilities for Ro-Ro traffic situated in the Marqués de Comillas Quay deserve a special mention, with 2 ramps of 12 meters wide and 19 metres long with a 100-ton loading capacity. Due to their exceptional width, these ramps allow the crossing of two loaded vehicles, which makes a very considerable reduction in loading and unloading times possible if the conditions of the ships allow it. The ro-ro terminal TCR in the extensión of Marqués de Comillas quay, with 2 ro-ro ramps and 60.000 m² of surface.

2.8.2. CONTAINER TERMINAL “REINA SOFIA”

It is equipped with three special 40-ton gantry cranes, not to mention suitable ground manipulation equipment. The terminal is prepared to attend ships of any size under profitable operative conditions. It has a surface area of 195,000 square meters and 600 meters of berthing line, with a depth of 11.5 meters.

2.8.3. THE FREE PORT AREA RO-RO TERMINAL.

It has a mobile 15 meters wide, 18 meters long ramp for 100 ton loads.

2.8.4. RO-RO TERMINAL IN LA CABEZUELA (PUERTO REAL) QUAY

It has a mobile 20 meters wide, 33.5 meters long ramp for 100 ton loads.



3

WORKS OR ACTIVITIES AUTHORIZED TO PRIVATE OPERATORS

3.WORKS OR ACTIVITIES AUTHORIZED TO PRIVATE OPERATORS

3.1. LA CABEZUELA - PUERTO REAL QUAYS

3.1.1. AUTHORIZED BEFORE BEGINIG THE YEAR AND STILL IN FORCE

Operator	Name	Date Authorization	Total
Almacenes Marítimos del Sur Cádiz, S.L.	Superficie para depósito de maquinaria y utillaje - anexa a concesión	26/05/2021	3.714,96 €
Almacenes Marítimos del Sur Cádiz, S.L.	Construcción de naves de almacenamiento - fase 5.1	17/07/2014	33.486,12 €
Almacenes Marítimos del Sur Cádiz, S.L.	Almacén graneles fase 6.1	22/12/2017	105.161,53 €
Almacenes Marítimos del Sur Cádiz, S.L.	Almacén graneles - fase 4.2	22/06/2012	41.244,66 €
Almacenes Marítimos del Sur Cádiz, S.L.	Almacén graneles - fase 1	17/05/2002	21.593,61 €
Almacenes Marítimos del Sur Cádiz, S.L.	Almacén graneles - fase 2	21/11/2002	18.290,41 €
Almacenes Marítimos del Sur Cádiz, S.L.	Almacén graneles - fase 4.1	07/11/2008	43.930,17 €
Almacenes Marítimos del Sur Cádiz, S.L.	Unificación almacén graneles - fases 3a y 3b	08/11/2008	59.282,88 €
Autransa	Superficie descubierta - aparcamientos	04/02/2021	4.619,32 €
Ayuntamiento Puerto Real	Ocupación de nave y superficie para actividades náutico-deportivas	31/01/2017	5.921,36 €
Ayuntamiento Puerto Real	Terrenos ampliación de la Edar	03/01/2020	4.512,36 €
Ayuntamiento Puerto Real	Saneamiento integral municipal	29/10/2003	1.992,20 €
Cabezuela Logística, S.L.	Almacén graneles fase 3.1	09/05/2018	42.684,09 €
Cabezuela Logística, S.L.	Unificación concesiones almacén graneles 1ª y 2ª fases	28/06/2006	74.252,48 €
Cartrans, S.C.L	Superficie descubierta - aparcamientos	27/04/2022	692,72 €
Condominas Cádiz, S.A. Agencia Marítima	Nave almacenamiento mercancías	08/06/1998	25.464,10 €
Condominas Cádiz, S.A. Agencia Marítima	Grúa móvil Liebherr lhm 500 y tolva	20/12/2021	1.857,84 €
Construcciones Occidental de Andalucía, S.A.	Superficie descubierta	06/08/2019	461,92 €
Dragados Offshore, S.A.	Planta OffSHORE	30/04/2010	1.760.238,50 €
Edar Puerto Real UTE	Ocupación temporal de terrenos para acopio de materiales	26/09/2022	8.362,72 €
Ership Cádiz, S.A.U.	Unificación concesiones naves almacenamiento fases 1, 2, 3 y 4	12/07/2007	157.691,48 €
Estibadora Gaditana, A.I.E.	Ocupación de terrenos con dos grúas móviles (Liebherr lhm 500 y 550) y utillaje para operaciones con buques en el muelle de La Cabezuela-Puerto Real	28/03/2022	3.752,58 €
Hosteria Bajo de La Cabezuela, S.L.	Bar-restaurante	30/05/2011	14.864,60 €
Navantia, S.A. (Cádiz - Puerto Real)	Unificación de concesiones para astillero en La cabezuela-Puerto Real	08/07/2016	158.825,10 €
Op Trade, S.L.	Centro de descarga aceites	23/10/2007	194.932,50 €
Oromas, S.A.	Acometida red de pluviales APBC	02/07/2013	2.503,10 €
Petroitálica, S.L.	Estación de servicios	14/04/2008	33.063,88 €
PTP Ibérica, S.A.	Instalación planta congelados	01/04/2022	156.658,48 €
PTP Ibérica, S.A.	Instalación planta mercancía general	01/04/2022	134.467,78 €
Puerto Real Fv Production, S.L.U.	Canalización para línea eléctrica	10/01/2011	1.076,44 €
Puma Energía España, S.L.U.	Planta almacenamiento ptos. alfétricos	05/02/1998	364.080,48 €
Quimgrasa	Terminal productos a granel y envasados (fotovoltaica)	11/07/2012	100.332,40 €
Sibelco Minerales, S.L.	Silo horizontal superficie.	25/04/2022	20.773,20 €
Singular Ocio Proyect, S.L.	Ocupación y explotación de una parcela para hostelería, parque infantil y aparcamientos	18/10/2021	14.100,38 €
Sociedad Agraria de Transformación Cereales Astigi	Construcción nave de almacenamiento	02/05/2017	84.388,05 €
Total			3.699.274,40 €

3.1. LA CABEZUELA - PUERTO REAL QUAYS

3.1.2. AUTHORIZED DURING THE YEAR 2023

Operator	Name	Date Authorization	Total
Asociación Gaditana de Autoescuelas	Superficie descubierta prácticas	30/06/2023	779,00 €
F50 League España, S.L.	Superficie reparación catamaranes	28/09/2023	50.031,79 €
Urbaser, S.A.	Módulo en edificio polivalente APBC	30/03/2023	0,00 €
Urbaser, S.A.	Módulo vestuario 1 - Edificio Polivalente	29/03/2023	0,00 €
Total			50.810,79 €

3.1. LA CABEZUELA - PUERTO REAL QUAYS

3.1.3. FINISHED DURING THE YEAR 2023

Operator	Name	Finish date	Total
Asociación Gaditana de Autoescuelas	Superficie descubierta practicas	30/05/2023	779,00 €
Condominas Cádiz, S.A. Agencia Marítima	Superficie descubierta (novalis)	13/02/2023	13.752,04 €
F50 League España, S.L.	Superficie reparacion catamaranes	30/10/2023	50.031,79 €
Urbaser, S.A.	Modulo en edificio polivalente apbc	29/03/2023	0,00 €
Urbaser, S.A.	Modulo vestuarios 1 - Edificio Polivalente	29/03/2023	0,00 €
Total			64.562,83 €

3.2. PUERTO DE SANTA MARÍA BASIN

3.2.1. AUTHORIZED BEFORE BEGINING THE YEAR AND STILL IN FORCE

Operator	Name	Date Authorization	Total
Abuelita Pescados Y Mariscos, S.L.	Local b-01/b-02	18/05/2021	7.306,28 €
Abuelita Pescados Y Mariscos, S.L.	Local d-06	04/03/2021	6.592,24 €
Abuelita Pescados Y Mariscos, S.L.	Local d-07	04/03/2021	6.592,24 €
Acuicultura Cádiz E.M.E.450.1, S.L.	Ampliación piscifactoria atún rojo	25/11/2020	49.888,00 €
Agencia de Gestión Agraria y Pesquera de Andalucía (Agapa)	Punto de control de trazabilidad de la pesca	01/12/2021	89,64 €
Alquileres La Barrosa, S.L.	Superficie parcela bar-restaurante	19/04/2010	37.847,52 €
Andaluza de Suministros Petrolíferos, S.A.	Superficie construcción bar-restaurante	17/06/2019	6.953,44 €
Andaluza de Suministros Petrolíferos S.A.	Punto suministro carburante a vehículos terrestres	16/03/2012	41.196,77 €
Andaluza Tratamientos Higienes, S.A.	Local 247	23/12/2019	2.381,16 €
Antonio Balao Robles	Local m-05	13/05/2019	13.546,80 €
Antonio Balao Robles	Local b-23	13/05/2019	2.728,12 €
Apemsa Aguas del Puerto E.M. S.A.	Superficie integración del abastecimiento de Valdelagrana	25/05/2021	3.200,28 €
Apemsa Aguas del Puerto E.M. S.A.	Obras de saneamiento integral en zona de servicio	30/06/2008	0,00 €
Ares Otero, Antonio	Local 213	28/07/2021	2.381,12 €
Ares Pesca, S.L.	Local 237	27/12/2022	2.381,12 €
Asenmar Pescados y Mariscos, S.L.	Local m-11	24/01/2019	16.500,00 €
Asenmar Pescados y Mariscos, S.L.	Local b-15	24/01/2019	2.728,12 €
Asenmar Pescados y Mariscos, S.L.	Local b-17	24/01/2019	2.728,14 €
Asociación Empresarial de Nuevos Armadores	Local a-02	27/12/2022	7.285,78 €
Asociación Recreativa de Pescadores La Rampa	Superficie pantalán flotante o sede social	12/11/2012	19.297,22 €
Ayuntamiento de El Puerto de Santa María	Parcela para equipamientos deportivos	31/07/1995	2.294,24 €
Ayuntamiento de El Puerto de Santa María	Pasarela peatonal río Guadalete	19/07/2010	0,00 €
Ayuntamiento de El Puerto de Santa María	Superficie aparcamientos	27/01/2016	27.372,72 €
Ayuntamiento de El Puerto de Santa María	Complejo polideportivo (patrimonio)	15/07/1968	69.360,18 €
Ayuntamiento de El Puerto de Santa María	Construcción y explotación paseo fluvial margen derecha río Guadalete	09/07/2020	37.104,36 €
Blennius, S.C.A.	Superficie construcción de planta para engorde de seriola	11/05/2018	32.672,80 €
Buena Pesca 97 S.A.	Local d-02	15/03/2022	5.592,24 €
Burger King Spain, S.L.U.	Local hostelería zona ocio aa1	11/07/2014	47.116,90 €
C.P. Pueblo Sherry	Ocupación de subsuelo con tubería de saneamiento. Comunidad de propietarios	27/06/2022	84,80 €
Cepsa Comercial Petróleo, S.A.	Estación de servicios. Tienda	12/12/1997	40.014,86 €
Cepsa Comercial Petróleo, S.A.	Suministro combustible pesqueros, sala bombas y almacén	24/06/2011	20.742,48 €
Consorcio Metropolitano de Transportes Bahía de Cádiz	Superficie anexa a la terminal marítima de pasajeros de El Puerto de Santa María	02/02/2021	221,68 €
Consorcio Metropolitano de Transportes Bahía de Cádiz	Línea marítima de transporte de pasajeros.	28/05/2016	13.836,60 €
Cortemar, S.L.	Local d-09	28/12/2022	7.592,24 €
Crefondue, S.L.	Terraza para hostelería 2	12/01/2022	2.068,12 €
Ctaqua - Fundación Centro Tecnológico Acuicultura	Centro tecnológico de acuicultura y sede	03/04/2009	8.878,22 €
Edificarte Eventos, S.L.	Ocupación superficie descubierta almacenamiento contenedores	06/09/2021	1.525,12 €

Operator	Name	Date Authorization	Total
Eneran, S.A.	Explotación edificio antigua lonja. Margen derecha	09/07/1996	25.573,22 €
Eneran, S.A.	Terraza descubierta hostelería	12/04/2021	1.673,28 €
Ernesto Pescados y Mariscos, S.L.	Local m-19	31/01/2019	17.046,82 €
Espinosa Romo, Miguel	Local b-11/b-12	28/12/2022	7.306,28 €
Fahipo, S.A.L.	Fábrica de hielo	10/07/2015	15.402,32 €
Federación Andaluza de Vela	Rampa asfáltica	17/06/1992	30.812,38 €
Fitoplancton Marino, S.L.	Unificación concesiones para cultivo de microalgas (fase 1 y fase 2)	25/06/2015	69.363,92 €
Fitoplancton Marino, S.L.	Local c-20	20/10/2020	3.828,14 €
Francisco Javier Rodríguez Izquierdo (Bar Liba)	Terraza para hostelería en zona muelle del vapor - 2	24/11/2020	1.155,60 €
Futuna Blue España, S.L.	Piscifactoría atún rojo	09/07/2008	110.286,60 €
Galeras Reales Pub, S.L.	Terraza como complemento a la actividad de la concesión	21/06/2021	9.656,24 €
Galeras Reales Pub, S.L.	Hostelería La Cristalera	28/07/2021	155.000,00 €
Galeras Reales Pub, S.L.	Ocupación de 90 m2 en el paseo fluvial de la Avenida de la Bajamar de PSM para instalación de una edificación provisional de madera dedicada a hostelería	08/08/2016	9.442,44 €
Galeras Reales Pub, S.L.	Superficie para terraza de hostelería anexa a la concesión	25/12/2020	4.825,28 €
Garsilpesca, S.L.	Local c-01/c-02	15/03/2022	5.456,28 €
Garsilpesca, S.L.	Local c-03	15/03/2022	2.728,14 €
Garsilpesca, S.L.	Local m-15	09/04/2019	20.800,00 €
Garsilpesca, S.L.	Local m-17	08/04/2019	20.800,00 €
Gastrobares de Pata Negra, S.L.	Superficie quiosco bar	12/04/2022	10.010,20 €
Gesico Sistemas, S.L.	Lonja y mercado de mayoristas	18/12/2020	4.995,16 €
Gestión Pesquera Cádiz, S.L.	Local a-08	27/12/2022	7.285,78 €
Hielos Flor, S.L.	Local b-40	27/12/2022	3.828,14 €
Isashiyarb Composite, S.L.	Almacén 05	07/02/2022	17.058,04 €
José Álvaro Llorca Díez	Terraza para hostelería	30/09/2022	3.264,16 €
José Manuel Santos Hidalgo	Local b-5/b-6	05/08/2021	6.556,28 €
Junta de Andalucía D.T. de Cádiz de la Consejería de Sostenibilidad, Medio Ambiente y Economía Azul	Terrenos y lámina de agua para pantalán	30/09/2022	162,80 €
La Bodeguita del Bache 55, S.L.	Terraza para hostelería - el bache	24/03/2021	1.011,48 €
Mancomunidad Bahía de Cádiz	Local 209	06/09/2022	840,72 €
Mancomunidad Bahía de Cádiz	Local 210	06/09/2022	840,72 €
Mancomunidad Bahía de Cádiz	Superficie almacenamiento	19/09/2022	420,00 €
Manipuladores de Productos Pesqueros, S.C.A.	Local carretillas	28/12/2022	3.928,60 €
Manipuladores de Productos Pesqueros, S.C.A.	Local b-22	29/07/2021	3.828,14 €
Manuel Barea, S.A.	Local d-08	16/12/2022	7.592,24 €
Marina Puerto de Santa María, S.A.	Tramo carril bici - Puerto Sherry	14/04/2020	494,96 €
Marina Puerto de Santa María, S.A.	Puerto Sherry	24/02/1973	116.287,64 €
Marina Puerto de Santa María, S.A.	Instalación kiosko-bar: Pentágono Escaleno (blue)	24/05/2022	14.032,80 €
Marina Punta Europa, S.L.	Superficie descubierta para marina seca	30/06/2021	12.652,40 €
Marina Punta Europa, S.L.	Superficie descubierta y lamina de agua. Varadero	13/11/2012	28.836,92 €

Operator	Name	Date Authorization	Total
Marina Punta Europa, S.L.	Almacén 07	18/01/2011	35.443,16 €
Mariscos Ángel González, S.L.	Local d-01	14/10/2021	13.792,24 €
Mariscos Marodi Distribución de Congelados, S.L.	Local d-03	30/07/2021	7.442,24 €
Mohammed Chouaib El Bossi	Local b-20	22/01/2022	3.828,12 €
Nazarena del Hielo, S.L.	Superficie fábrica de hielo mercado de mayoristas	02/07/2013	3.638,40 €
Nordpesca Seafood S.L.	Local m-20	31/01/2019	14.373,64 €
Ortega Manzorro, S.L.	Construcción nave industrial	21/05/2000	41.547,72 €
Parejo Aparicio, Antonio	Local m-10	31/01/2019	16.346,80 €
Pedro Petaca Fish, S.L.	Local a-01	09/06/2021	7.219,64 €
Pedro Petaca Fish, S.L.	Local m-04	14/02/2019	40.146,82 €
Pedro Petaca Fish, S.L.	Local m-06	02/10/2019	15.814,05 €
Pescados Bahíasur, S.L.	Local m-02	31/01/2019	18.407,16 €
Pescados Bedimar, S.L.	Local b-33	18/02/2020	3.828,14 €
Pescados y Mariscos Manila, S.L.U.	Local m-01	31/01/2019	22.868,07 €
Pescados y Mariscos Manila, S.L.U.	Local b-14	31/01/2019	1.881,48 €
Pesconil, S.L.	Local b-31	22/03/2021	2.728,12 €
Pesconil, S.L.	Local m-16	01/02/2019	20.600,08 €
Pesconil, S.L.	Local m-18	01/02/2019	20.600,08 €
Pesconil, S.L.	Local b-27	01/02/2019	2.728,12 €
Pesquero Ciudad Del Puerto, S.L.	Local 206	27/12/2022	2.381,12 €
Petaca Chico, S.L.	Local m-07	20/05/2019	13.546,82 €
Petaca Chico, S.L.	Local m-09	21/05/2018	13.546,82 €
Polisur 2000, S.L.	Nave almacén envases superficie	10/10/2019	15.036,94 €
Profand Zaragoza, S.L.	Ocupación superficie centro de manipulación y comercialización de productos pesqueros	27/12/2004	17.516,36 €
Radio Televisión Española, S.A. Corporación	Centro emisor OM y FM	25/05/2005	32.004,30 €
Real Club Náutico Puerto de Santa María	Club Náutico - Margen derecha.	23/11/2011	78.704,28 €
Redexis Gas, S.A.	Ocupación de subsuelo para conducción de gas natural.	10/05/2018	1.646,00 €
Ricardo Fuentes e Hijos Cádiz, S.A.	Local m-03	03/05/2019	18.026,82 €
Roal Pescados y Mariscos, S.L.	Local b-13	15/03/2022	2.728,14 €
Roal Pescados y Mariscos, S.L.	Local m-13	08/04/2019	18.638,84 €
Romerijo, S.L.	Nave manipulación productos pesqueros	14/06/2001	29.259,80 €
Romero Cuevas, S.L.	Local 205	07/03/2020	2.381,12 €
Romero Cuevas, S.L.	Local l-06	07/03/2020	2.147,32 €
Soincase, S.L.	Terraza para hostelería 3	28/04/2022	2.872,40 €
Todo Jerez, S.L.	Bar-restaurante	26/08/2020	13.125,16 €
Trujillo Fort, S.L.	Local m-14	31/01/2019	17.046,80 €
UCA Universidad de Cádiz -	Ocupación de superficie descubierta con destino a prácticas contra incendios	07/12/2022	8.944,44 €
Venta La Blanca Paloma, S.L.	Terraza para hostelería 4	24/09/2020	3.022,40 €
Total			1.888.995,63 €

3.2. PUERTO DE SANTA MARÍA BASIN

3.2.2. AUTHORIZED DURING THE YEAR 2023

Operator	Name	Date Authorization	Total
Alquileres La Barrosa, S.L.	36 M2 de superficie descubierta anexa a la concesión con destino a terraza para hostelería	12/05/2023	656,96 €
Alquileres La Barrosa, S.L.	Ocupación superficie para terraza hostelería	06/06/2023	522,88 €
Alquileres La Barrosa, S.L.	Ocupación superficie para terraza hostelería	15/11/2023	522,88 €
Asenmar Pescados y Mariscos, S.L.	Local b-19	20/06/2023	2.728,14 €
Asociación Marítima Estrella Polar	Ocupación de parte del almacen nº 5 muelle exterior	16/10/2023	1.895,32 €
Asociación Recreativa de Pescadores La Rampa	Terraza para hostelería - paseo José Luis Tejada	14/12/2023	1.003,96 €
Blandino Noriega, Francisco Javier	Local 252	17/01/2023	2.381,12 €
Camacho Obregón, Fernando	Caseta rederos	13/01/2023	1.730,36 €
Fahipo, S.A.L.	Marquesina aparcamiento vehículos	10/10/2023	402,68 €
Francisco José Escalona Valle	Superficie descubierta. Estacionamiento tren turístico	26/05/2023	646,16 €
Gastrobares de Pata Negra, S.L.	Terraza para hostelería	28/06/2023	2.572,64 €
Gourmet Selection Francia, S.L.	Local c-18	21/08/2023	2.728,12 €
Laura Otero Pita	125 M2 de superficie descubierta con destino a terraza de hostelería	03/04/2023	4.022,40 €
Marina Puerto de Santa María, S.A.	Instalación kiosko-bar: Beauty Beach, S.L. (Margarita)	06/07/2023	13.126,60 €
Marina Puerto de Santa María, S.A.	Instalación kiosko-bar: Enjoy Sherry, S.L. (Phi-phi)	06/07/2023	7.616,16 €
Nicolás y Casado, S.L.	Local 229	24/10/2023	2.381,12 €
Pesconil, S.L.	Superficie descubierta para acopio de palets y envases	06/07/2023	293,32 €
Urbaser S.A.	Local b-39	25/07/2023	3.828,12 €
Víctor Manuel Bonilla Castilla	Superficie descubierta para la instalación de kiosco de helados	27/04/2023	1.828,28 €
Zero Emission Nautic, S.L.	1.500 M2 de superficie descubierta	06/07/2023	13.661,76 €
Total			64.548,98 €

3.2. PUERTO DE SANTA MARÍA BASIN

3.2.3. FINISHED DURING THE YEAR 2023

Operator	Name	Finish date	Total
Alquileres La Barrosa, S.L.	Ocupación superficie para terraza hostelería	20/11/2023	522,88 €
Asenmar Pescados y Mariscos, S.L.	Local b-19	20/06/2023	2.728,14 €
Asociación Marítima Estrella Polar	Ocupación de parte del almacen nº 5 Muelle Exterior	15/10/2023	1.895,32 €
Asociación Recreativa de Pescadores La Rampa	Terraza para hostelería - paseo José Luis Tejada	15/12/2023	1.003,96 €
Blandino Noriega, Francisco Javier	Local 252	17/01/2023	2.381,12 €
Camacho Obregón, Fernando	Caseta rederos	17/01/2023	1.730,36 €
Ctaqua - Fundación Centro Tecnológico Acuicultura	Ocupación de parte del almacen nº 2 de El Puerto de Santa María	28/09/2023	1.496,80 €
Epic Aqua Solea Acuicultura, S.A.	Superficie piscifactoría	22/03/2023	89.708,08 €
Fahipo, S.A.L.	Marquesina aparcamiento vehículos	16/10/2023	402,68 €
Francisco José Escalona Valle	Superficie descubierta - estacionamiento tren turístico	04/09/2023	646,16 €
Garpesca, S.C.	Local d-04	01/02/2023	7.592,20 €
Hermanos Romero Jerez, S.L.	Almacén 2 departamento 1a	08/06/2023	4.989,32 €
Mar Capote, S.L.	Terraza para hostelería en zona muelle del vapor - 3	28/07/2023	2.617,40 €
Marina Puerto De Santa María, S.a.	Instalación kiosko-bar: phii-phii	06/07/2023	4.911,32 €
Nicolás y Casado S.L.	Local 229	23/10/2023	2.381,16 €
Orange Espagne, S.A.U.	Arqueta fibra óptica	16/06/2023	831,96 €
Pescados Hermanos Díaz, S.L.U.	Local m-12	22/03/2023	32.946,82 €
Pescados José Navarro, S.L.	Local a-10	30/04/2023	5.435,76 €
Pesconil, S.L.	Superficie descubierta para acopio de palets y envases	11/07/2023	293,32 €
Real Club Náutico El Puerto de Santa María	Superficie anexa a la concesión - zona antiguo varadero	24/09/2023	339,20 €
Real Club Náutico El Puerto de Santa María	Superficie anexa a la concesión - zona depuradora	31/10/2023	863,40 €
Real Club Náutico El Puerto de Santa María	Superficie anexa a la concesión - padel	31/10/2023	2.102,92 €
Rio Cartuja, S.A.L.	Local 207	20/06/2023	2.381,12 €
Riquet Bejarano, José Luis	36 M2 de superficie descubierta anexa a la concesión con destino a terraza para hostelería	10/04/2023	656,96 €
Servicios Pesqueros del Sur, S.C.A.	Local 204	19/12/2023	2.381,12 €
UTE Bahía de Cádiz	Local b-41	29/03/2023	0,00 €
Víctor Manuel Bonilla Castilla	Superficie descubierta para la instalación de kiosco de helados	10/09/2023	1.828,28 €
Total			175.067,74 €

3.3. CADIZ BASIN

3.3.1. AUTHORIZED BEFORE BEGINING THE YEAR AND STILL IN FORCE

Operator	Name	Date Authorization	Total
Administración Aduanas II.EE.	Local (b) en edificio del P.I.F	01/01/2017	0,00 €
Ag. Estatal Administración Pública (Guardia Civil)	Control de acceso Plaza de Sevilla. Salida	01/11/2018	0,00 €
Ag. Estatal Administración Pública (Guardia Civil)	Control de acceso Plaza de la Hispanidad. Salida	01/11/2018	0,00 €
Ag. Estatal Administración Pública (Guardia Civil)	Control de acceso Avenida Astilleros. Salida	01/11/2018	0,00 €
Ag. Estatal Administración Pública (Guardia Civil)	Nave 17 Muelle Levante	01/01/2019	0,00 €
Ag. Estatal Administración Pública (Guardia Civil)	Local edificio guardia civil (patrimonio)	01/01/2016	0,00 €
Agencia Pública Puertos de Andalucía	Puerto deportivo de Puerto América	17/02/2003	64.638,44 €
Agencia Tributaria	Módulos prefabricados base operativa servicio vigilancia aduanera	01/07/2012	0,00 €
Aitsa (Andaluza Instalaciones Térmicas, S.A.)	Local 313	22/03/2022	3.075,58 €
Aliseda	Nave 06 Muelle Fernández Ladreda superficie	14/12/2000	29.632,49 €
Altair Consultores Logísticos, S.L.	Local 5 en nave 12 Muelle Levante	29/07/2022	2.493,60 €
Altair Consultores Logísticos, S.L.	Local 8 en nave 12 Muelle Levante	29/07/2022	3.251,68 €
Antonio Mariscal Villalpando	Superficie descubierta caracolas y cajones	22/02/2022	202,36 €
APP6 Organización Productores Pesqueros Artesanales y Litoral del Golfo de Cádiz	Local 651	11/03/2021	5.603,32 €
Asociación de Empresas Turísticas de la Provincia de Cádiz	Puntos de información en terminal de pasajeros	11/02/2022	68,72 €
Ayuntamiento de Cádiz	Ocupación de terrenos - carril bici	29/07/2021	19.287,82 €
Ayuntamiento de Cádiz	Piscina agua salda, piscina cubierta, urbanización y pantalanos	26/06/2006	15.827,46 €
Ayuntamiento de Cádiz	Superficie instalación monumento bicentenario (patrimonio)	28/09/2012	0,00 €
Ayuntamiento de Cádiz	Varadero Puntales superficie (patrimonio)	17/05/2006	0,00 €
Baleares Consignatarios, S.L.	Local 01 Estación Marítima	20/12/2021	2.428,54 €
Bardopesca, S.L.	Local 516	05/03/2021	3.153,26 €
Bardopesca, S.L.	Local 517	05/03/2021	3.153,26 €
Barreiro Pesca, S.L.	Local 505	03/03/2021	3.153,26 €
Barreiro Pesca, S.L.	Local 506	03/03/2021	3.153,26 €
Barreiro Pesca, S.L.	Local 507	03/03/2021	4.418,26 €
Barreiro Pesca, S.L.	Local 508	03/03/2021	3.153,26 €
Barreiro Pesca, S.L.	Local 702	03/03/2021	2.733,90 €
Barreiro Pesca, S.L.	Local 704	03/03/2021	2.359,12 €
Barreiro Pesca, S.L.	Nave 08 Muelle Levante	02/04/2022	10.339,62 €
Bernardino Abad, S.L.	Nave 06 Muelle Levante	09/07/2014	20.354,92 €
Boluda Container Factory, S.L.U.	Superficie con destino a la reparación de contenedores	23/10/2020	14.749,60 €
Cádiz Cruise Terminal	Local nº 2, cuarto de vigilante de la E.M. y local en terminal satélite	27/07/2021	5.315,67 €
Cádiz Cruise Terminal	Ocupación y explotación de las tiendas de última venta ubicadas en las terminales de pasajeros de cruceros en el Puerto de la Bahía de Cádiz	15/10/2021	15.615,62 €
Cádiz Cruise Terminal	Almacén nº 1 - dpto. 1-A	04/02/2022	3.479,56 €
Cádiz-Port	Edificio APBC - oficinas planta tercera Plaza España	12/12/2020	0,00 €
Capitanía Marítima de Cádiz	Oficinas Capitanía Marítima	30/10/2012	0,00 €

Operator	Name	Date Authorization	Total
Centro Portuario de Empleo del Puerto de la Bahía de Cádiz	Ocupación de parte del edificio de la OTP (patrimonio)	31/12/2021	8.400,00 €
Centro Portuario de Empleo del Puerto de la Bahía de Cádiz	Edificio calle acacias nº 2 (patrimonio)	31/12/2018	0,00 €
Cepsa Comercial Petróleo, S.A.	Ocupación de 321,55 m2 de superficie terrestre e instalaciones existentes en el Muelle Levante, dársena pesquera de Cádiz, con destino a recepción, almacenamiento y suministro de combustible a buques	21/07/2014	18.767,60 €
Concasa Cía. Gaditana Contenedores, S.L.	Terminal de contenedores explotación	05/03/1993	595.386,72 €
Consortio de Bomberos de la Provincia de Cádiz	Parque de bomberos (patrimonio)	21/01/2005	0,00 €
Coolgades, S.L.	Local 316	14/12/2020	3.075,58 €
Corporación de Prácticos de Cádiz, S.L.P.	Local 12 estación marítima	31/01/2021	6.488,08 €
Cortemar, S.L.	Local 407	11/03/2021	3.075,58 €
Cortemar, S.L.	Nave 03 Muelle de Levante ampliada	16/12/2009	17.381,82 €
Cruz Roja Española	Local 411	28/10/2020	0,00 €
Cruz Roja Española	Local 412	19/10/2020	0,00 €
David Iglesias Sansabas	Local 414	09/04/2021	3.075,60 €
Disco Qadis, S.L.	Local a	29/10/2008	8.055,68 €
Disco Qadis, S.L.	Terraza hostelería anexa al local A	27/06/2021	816,48 €
Divergent Energy, S.L.U.	Superficie. Implantación unidades de alimentación eléctrica con GLP	15/07/2020	26.920,90 €
Dragados, S.A.	Nave 07 Muelle Levante	22/09/2022	94.106,76 €
Ecosur Bahía, S.L.	Superficie descubierta. Lavadero coches	06/08/2019	27.472,56 €
Ecosur Bahía, S.L.	Nave 10 Muelle Levante	09/07/2014	14.882,60 €
Electrica de Cádiz, S.A.	Subestación de transformación y tendido de dos líneas de cables subterráneos	24/06/1959	3.292,32 €
Emasa (Empresa Municipal de Aparcamientos)	Parcela con destino a aparcamiento en superficie (patrimonio)	01/08/2018	38.486,32 €
Estacionamientos y Servicios, S.A.U.	Bolsa aparcamiento Muelle Alfonso XIII	28/07/2021	188.580,88 €
Estacionamientos y Servicios, S.A.U.	Aparcamiento en superficie en Paseo Pascual Pery Junquera de Cádiz	10/12/2020	143.435,02 €
Forus Puerto Cádiz, S.L.	Almacén nº 1 - Dpto. 5 - Gimnasio	15/08/2016	80.002,62 €
Frescadiz S.L.	Local 613	19/10/2020	2.945,14 €
Frigoríficos Marbamar, S.A.	Nave 04 Muelle Fernández Ladreda. Superficie	17/10/2000	18.580,90 €
Gaditana de Pescados, S.L.	Local 653	04/05/2018	20.676,72 €
García González, Alfonso	Bar y restaurante lonja de Cádiz	07/02/2022	12.971,20 €
Indalbi Sur S.L.	Nave 04 Muelle Levante	21/12/2022	42.779,24 €
Instituto Español Oceanografía	Local 413	24/09/2020	1.045,32 €
Instituto Social de la Marina	Local edificio. Casa del Mar Almirante Estrada (patrimonio)	16/01/1959	0,00 €
International Ports And Shipping Services, S.L.	Nave 16 patio y nave 12, Muelle Levante	20/12/2021	37.750,58 €
Ista Metering Services España, S.L.	Local 217	11/08/2020	2.376,40 €
Jimegón Hermanos, S.L.	Local 244	02/03/2021	2.376,44 €
Jimegón Hermanos, S.L.	Local 245	02/03/2021	2.376,44 €
José María Bouza Fornell	Superficie descubierta caracola nº 10 y cajones	09/09/2021	269,80 €
José María Pérez Gámez	Local 311	08/02/2022	3.075,60 €
José María Pérez Gámez	Local 312	02/03/2021	3.075,58 €
José María Pérez Gámez	Ocupación de terrenos con contenedor de escombros	08/02/2022	80,92 €

Operator	Name	Date Authorization	Total
Josymag Suministros, S.L.U.	Local E-F	07/08/2019	19.466,36 €
Josymag Suministros, S.L.U.	90 M2 de superficie anexa a los locales e-f para terraza de hostelería	01/02/2022	1.224,72 €
Juan Antonio Casamichana Rodríguez	Local 501	05/04/2022	2.168,26 €
Juan Jesús Carmona Castizo	Local 409	25/11/2020	3.075,60 €
La Casa del Farero, S.L.U.	Instalaciones en el poblado de Sancti Petri	30/12/2015	17.432,94 €
Logística Madago, S.L.	Local 3 en nave 12 Muelle Levante	14/10/2022	2.830,04 €
Lolaport Operaciones MM.PP., S.L.	Superficie instalación de caracola (x/0101)	04/12/2020	192,76 €
Mariscos Ángel González S.L.	Nave 05 Muelle Fernández Ladreda superficie	14/12/2002	10.231,19 €
Miguel Ángel Amosa Flor	Superficie descubierta caracola nº 3	09/09/2021	101,20 €
Momart Discocádiz, S.L.	Discoteca-anfiteatro	08/01/2016	48.655,76 €
Morillo Cádiz, S.L.	Local 619	19/10/2020	1.960,14 €
Morillo Cádiz, S.L.	Local 630	19/10/2020	2.945,14 €
Muñoz Pareja y Ramirez, S.L.	Local 603	10/08/2020	2.945,16 €
Navantía, S.A. (Cádiz-Puerto Real)	Unificación concesiones y ampliación lámina agua	20/12/2001	2.048.102,40 €
Nazarena del Hielo, S.L.	Nave 19 departamentos 1 y 2	15/07/2015	15.104,76 €
Nedgia - Andalucía, S.A.	Conducción para gas natural	12/07/2018	1.341,62 €
Nopintor, S.L.	Local 416	10/11/2021	3.075,60 €
Operadora Gaditana de Transportes, S.L.	Local 805	03/03/2021	2.138,24 €
Pastrana Carpintería Ribera, S.L.	Local 234	22/12/2016	2.376,40 €
Pérez Gómez Miguel	Local 307	14/12/2020	3.075,58 €
Pescados Barlovento, S.L.	Local 511	19/10/2020	3.153,26 €
Pescados Barlovento, S.L.	Local 512	19/10/2020	3.153,26 €
Pescados Riobo, S.L.	Local 655	28/06/2021	5.684,02 €
Pesquera Raxo, S.L.	Local 207	15/09/2020	2.376,40 €
Policía Nacional de Fronteras	Terminal marítima control	01/01/2019	0,00 €
Polisur 2000, S.L.	Nave 15 muelle levante	28/11/2019	11.584,60 €
Real Club Náutico de Cádiz	Edificio comisiín naval de regatas	30/10/2020	5.658,72 €
Real Club Náutico de Cádiz	Dársena embarcaciones menores - dique San Felipe	11/07/1997	39.073,54 €
Reparaciones Navales del Sur, S.L. (Renasur, S.l)	Nave 14 Muelle Levante	25/10/2002	17.214,60 €
Reparaciones Navales del Sur, S.L. (Renasur, S.l)	Superficie descubierta	08/03/2022	1.011,84 €
Reparaciones Navales del Sur, S.L. (Renasur, S.l)	Nave 13 Muelle Levante	16/12/2022	16.491,28 €
Reparaciones Vesan, S.L.	Nave 02 Muelle Levante	16/12/2022	6.764,14 €
Ricardo Fuentes e Hijos, S.A.	Superficie descubierta cantil muelle	21/10/2021	1.717,88 €
Ricardo Fuentes e Hijos, S.A.	Superficie descubierta - almacenamiento de envases	21/10/2021	522,24 €
Ricardo Fuentes e Hijos, S.A.	Nave 07 Muelle Fernández Ladreda. Superficie	13/01/2003	25.592,95 €
Roche, Sociedad Anónima Municipal (Rosam)	Carretera acceso faro de Roche	02/06/2021	212,80 €
Rodríguez Araujo, Miguel Ángel	Bar Punta San Felipe	15/10/2021	4.642,36 €
Rodríguez Campaña, Manuel	Local 605	02/03/2021	2.945,14 €
Ruiz Fernández, Agustín	Local 652	31/12/2022	10.936,62 €

Operator	Name	Date Authorization	Total
Santafe Cádiz, S.C.	Local 308	01/02/2021	3.075,58 €
Santiago Gómez Salustiano	Local 636	28/03/2022	4.210,14 €
Santiago Gómez Salustiano	Local 637	28/03/2022	1.960,14 €
Santiago Gómez Salustiano	Local 635	29/03/2022	2.945,14 €
Sellbox, S.L. J.S.F.	Local 213	24/10/2019	2.376,40 €
Sellbox, S.L. J.S.F.	Local 214	24/10/2019	2.376,48 €
Sertego Servicios Medioambientales, S.L.U.	Planta de transferencia de residuos marpol. Anexo I	11/07/2014	3.890,98 €
Sertosa Servicios Aux. de Puerto, S.A.	Local 310	06/03/2020	3.074,42 €
Sertrain, S.L.	Nave 18 Muelle Levante	06/06/2011	8.844,52 €
Servicio Andaluz de Salud	Local (A) en edificio del P.I.F	01/01/2017	0,00 €
Servicios Portuarios de Reparación, S.L.	Superficie descubierta reparación contenedores	30/03/2021	4.871,80 €
Sociedad de salvamento y seguridad marítima	Local 302	16/09/2022	1.747,40 €
Sociedad de salvamento y seguridad marítima	Oficinas Salvamento Marítimo	01/07/2014	0,00 €
Sotelo Baro, Manuel	Local 201	21/07/2020	2.376,40 €
Sucesores de Pepiño, S.L.	Nave 11 Muelle Levante	02/01/2018	9.158,90 €
Suministros y Servicios Náuticos Velamotor, S.L.	Local 314	05/03/2021	3.075,58 €
Suministros y Servicios Náuticos Velamotor, S.L.	Local 315	02/03/2021	3.075,58 €
Telefónica de España, S.A.	Conducciones para comunicaciones	30/06/2022	830,64 €
Terminal de Carga Rodada Canarias, S.A.	Superficie nueva terminal ro-ro	06/07/2010	509.381,60 €
Transervicon, S.L.	Local 801	30/12/2022	2.153,22 €
Transervicon, S.L.	Local 804	31/12/2022	2.156,46 €
Transportes Marítimos Reunidos, S.L.	Local 802	19/10/2020	2.068,18 €
Transportes Marítimos Reunidos, S.L.	Local 803	19/10/2020	2.047,94 €
Transportes Mazo Hermanos, S.A.U.	Superficie para construcción instalaciones con destino a centro logístico de transportes de mercancías	30/12/2015	52.491,17 €
UCA Universidad de Cádiz	Local 402	31/05/2020	1.747,40 €
Urbaser, S.A.	Local 232	19/07/2022	0,00 €
Urbaser, S.A.	Local 301	19/07/2022	0,00 €
Urbaser, S.A.	Local 601	19/07/2022	1.960,16 €
Valenciana de Remolcadores	Local 309	06/03/2020	3.074,42 €
Víctor Manuel Santos López	Superficie descubierta caracolas nº 6, 8	18/01/2021	202,36 €
Viento de Levante Asociación Deportiva	Local 242	03/03/2021	2.376,44 €
Viento de Levante Asociación Deportiva	Club Náutico deportivo y sede social. Instalación	19/06/2002	13.884,48 €
Yazirat Qadis	Local g	17/12/2019	8.026,54 €
Total			4.680.365,97 €

3.3. CADIZ BASIN

3.3.2. AUTHORIZED DURING THE YEAR 2023

Operator	Name	Date Authorization	Total
Altair Consultores Logísticos, S.L.	Local 6 en nave 12 Muelle Levante	10/10/2023	
Amarradores del Puerto de Cádiz, S.L.	Local 9 en nave 12 Muelle Levante	20/12/2023	
APP13 Asociación de Pesquerías Sostenibles del Litoral Gaditano	Local 600c	20/06/2023	
APP6 Organización Productores Pesqueros Artesanales y Litoral del Golfo de Cádiz	Local 602	20/06/2023	
APP6 Organización Productores Pesqueros Artesanales y Litoral del Golfo de Cádiz	Local 649	20/06/2023	
Arc Eurobanan, S.L.	Local 2 en nave 12 Muelle Levante	07/11/2023	
Asociación del Cluster Marítimo Marino	Eventos varios en la dársena de Cádiz	16/05/2023	
Ayuntamiento de Cádiz	Gran Regata de Grandes Veleros 2023	19/07/2023	
Ayuntamiento de Cádiz	Ocupación de superficie descubierta, Autobuses. Carnaval	22/02/2023	
Baessipo de Navegación, S.L.	Local 222	31/03/2023	
Cádiz-Port	Ocupación de parte de la planta baja de la E.M. del Muelle Alfonso XIII	14/09/2023	
Chiringuitour, S.L.	Ocupación de los locales B,C,D,H,I,J,L y terraza (planta alta)	14/04/2023	
Concasa Cía. Gaditana Contenedores, S.L.	Superficie descubierta	05/08/2023	
Ecosur Bahía, S.L.	Local 4 en nave 12 Muelle Levante	23/10/2023	
Ecosur Bahía, S.L.	Nave 09 Muelle Levante	30/03/2023	
F50 League España, S.L.	Ocupación terrenos y lámina de agua. SAIL GP	21/09/2023	
Hermes Logística, S.A.	10 Plazas de aparcamiento de vehículos en la dársena pesquera	06/03/2023	
Industrial Tyre 2017, S.L.	Local 408	20/06/2023	
International Maritimes Air Services, S.L.	Superficie descubierta vallada	27/11/2023	
José María Calvo Caucelo	Local 646	23/10/2023	
José María Calvo Caucelo	Local 647	23/10/2023	
Juan Luis García Ávila	Local 509	09/02/2023	
Juan Luis García Ávila	Local 510	09/02/2023	
Juan Luis Moreno Gómez	Local 403	03/11/2023	
Logística Madago, S.L.	Local 7 en nave 12 Muelle Levante	27/10/2023	
Morillo Marchante, Juan Manuel	Local 640	23/10/2023	
Nalia Insulation Supplies, S.L.	Local 306	31/03/2023	
Orihuela López, Antonio	Local 614	20/06/2023	
Pusama, S.L.	Superficie descubierta almacenamiento de utillaje	25/08/2023	
Rafael Villegas Palacios	Local 604	20/06/2023	
Sinaval, S.L.	Local 404	20/06/2023	
Sinaval, S.L.	Local 405	20/06/2023	
Sinaval, S.L.	Local 406	20/06/2023	
Sunitec Hispania, S.L.	LOCAL 415	18/12/2023	
Tacita de Plata 2023, A.I.E.	Superficie Muelle Ciudad Festival de Música	10/07/2023	

Operator	Name	Date Authorization	Total
Telefónica Móviles de España, S.A.	Ocupación temporal unidad móvil de telefonía	02/08/2023	3.750,72 €
Tránsitos Julián, S.L.	Local 1 en nave 12 Muelle Levante	07/11/2023	3.042,62 €
Vantage Towers, S.L.U.	Superficie instalación antenas telefonía	20/12/2023	22.131,76 €
Womack Integrated Marketing, S.L.	Ocupación de superficie descubierta. Evento South Series International Festival	26/07/2023	31.256,48 €
Total			1.591.123,47 €

3.3. CADIZ BASIN

3.3.3. FINISHED DURING THE YEAR 2023

Operator	Name	Finish date	Total
Amarradores Puerto de Cádiz, S.L.	Local 9 en nave 12 Muelle Levante	20/12/2023	6.157,36 €
APP13 Asociación Productores Pesca Barbate	Local 600c	20/06/2023	2.608,96 €
APP6 Organización Productores Pesqueros Artesanales y Litoral del Golfo de Cádiz	Local 602	20/06/2023	2.945,16 €
APP6 Organización Productores Pesqueros Artesanales y Litoral del Golfo de Cádiz	Local 649	20/06/2023	2.945,16 €
ARC Eurobanan, S.L.	Local 2 en nave 12 Muelle Levante	07/11/2023	2.573,20 €
Asociación del Clúster Marítimo Marino	Eventos varios en la dársena de Cádiz	01/06/2023	
Ayuntamiento de Cádiz	Zona de esparcimiento ciudadano Pascual Pery	11/04/2023	5.643,12 €
Ayuntamiento de Cádiz	Gran Regata de Grandes Veleros 2023	12/09/2023	991.351,53 €
Ayuntamiento de Cádiz	Ocupación de superficie descubierta. Autobuses. Carnaval.	22/05/2023	244.719,64 €
Cádiz-Port	Ocupación de parte de la planta baja de la E.M. del Muelle Alfonso XIII	29/09/2023	
Contratas y T Ransportes Salgar, S.L.	Local 6 en nave 12 Muelle Levante	24/05/2023	2.544,60 €
Ecosur Bahía, S.L.	Local 4 en nave 12 Muelle Levante	23/10/2023	2.785,28 €
Epifanio Pérez Cucurella	Local 608	31/12/2023	2.945,16 €
F50 League España, S.L.	Ocupacion terrenos y lámina de agua. SAIL GP	29/10/2023	21.974,91 €
Grupo Gadeira Reformas, S.L.	Local 403	07/11/2023	3.075,60 €
Industrial Tyre 2017, S.L.	Local 408	20/06/2023	3.075,60 €
José María Calvo Caucelo	Local 646	06/09/2023	2.945,16 €
José María Calvo Caucelo	Local 647	23/10/2023	2.945,16 €
Logística Madago, S.L.	Local 7 en nave 12 Muelle Levante	27/10/2023	3.310,48 €
Morillo Marchante, Juan Manuel	Local 640	23/10/2023	2.945,16 €
Omega Electricidad S.L.	Nave 05 Muelle Levante	31/12/2023	44.319,96 €
Orihuela López, Antonio	Local 614	20/06/2023	2.945,16 €
Pastrana Carpintería Ribera, S.L.	Local 233	01/02/2023	2.376,40 €
Pusama, S.L.	Superficie descubierta almacenamiento de utillaje	31/08/2023	1.834,00 €
Rafael Villegas Palacios	Local 604	20/06/2023	2.945,16 €
Recosol Solino Sánchez, S.L.	Superficie descubierta vallada	12/11/2023	2.372,04 €
Santiago Gómez Salustiano	Local 644	22/03/2023	2.945,14 €

Operator	Name	Finish date	Total
Sinaval, S.L.	Local 404	20/06/2023	3.075,60 €
Sinaval, S.L.	Local 405	20/06/2023	3.075,60 €
Sinaval, S.L.	Local 406	20/06/2023	3.075,60 €
Sunitec Hispania, S.L.	Local 415	18/12/2023	3.075,58 €
Tacita de Plata 2023, A.I.E.	Superficie Muelle Ciudad Festival de Música	01/09/2023	135.238,37 €
Telefónica Móviles de España, S.A.	Ocupación temporal unidad móvil de telefonía	06/09/2023	3.750,72 €
Tránsitos Julián, S.L.	Local 1 en nave 12 Muelle Levante	06/11/2023	3.042,64 €
UTE Bahía de Cádiz	Local 232	29/03/2023	0,00 €
UTE Bahía de Cádiz	Local 301	29/03/2023	3.075,58 €
UTE Bahía de Cádiz	Local 601	29/03/2023	0,00 €
Vantage Towers, S.L.U.	Superficie instalación antenas telefonía	20/12/2023	21.996,20 €
Womack Integrated Marketing, S.L.	Ocupación de superficie descubierta para evento South Series International Festival	13/10/2023	31.256,48 €
Total			1.577.891,47 €

3.4. ZONA FRANCA BASIN

3.4.1. AUTHORIZED BEFORE BEGINING THE YEAR AND STILL IN FORCE

Operator	Name	Date Authorization	Total
Ayuntamiento de Cádiz	Puerto deportivo Elcano	21/12/2018	226.546,22 €
Ayuntamiento de Cádiz	Puerto deportivo Elcano. Pistas deportivas	03/08/2000	25.351,84 €
Condeminas Cádiz, S.A. Agencia Marítima	Superficie para estacionamiento grúa móvil Liebherr lhm 150 y tolva para graneles	15/10/2021	2.138,48 €
Consortio de la Zona Franca de Cádiz	Instalación nave frigorífica	09/10/2002	33.712,52 €
Consortio de la Zona Franca de Cádiz	Ocupación de terrenos para almacenamiento buques cableros	20/12/2021	20.355,00 €
Harinera Vilafranquina, S.A.	Almacén nº 1 Zona Franca	20/12/2021	29.206,80 €
Harinera Vilafranquina, S.A.	Caseta para poste de gas-oil	06/08/2019	1.659,36 €
Harinera Vilafranquina, S.A.	Superficie descubierta para almacenamiento de materiales	06/08/2019	1.046,78 €
Harinera Vilafranquina, S.A.	Superficie, vuelo, subsuelo e instalaciones especiales de carga/descarga de graneles y cereales: 2 raíles y 13 pilares	01/07/2013	49.778,38 €
Istamelsa, S.L.	Conducciones para graneles líquidos	26/12/2022	11.898,88 €
Olivia Petroleum, S.A.	Ocupación superficie tuberías y arqueta granel	26/11/2019	10.635,84 €
Olivia Petroleum, S.A.	Ampliación de conducciones Muelle Ribera	22/03/2022	858,08 €
Total			413.188,18 €

3.4. ZONA FRANCA BASIN

3.4.2. AUTHORIZED DURING THE YEAR 2023

Operator	Name	Date Authorization	Total
Ayuntamiento de Cádiz	Ocupación de parcela anexa Campeonato de Europa de Vela Ligera. C.D. Elcano	03/02/2023	31.791,58 €
Total			31.791,58 €

3.4. ZONA FRANCA BASIN

3.4.3. FINISHED DURING THE YEAR 2023

Operator	Name	Finish date	Total
Ayuntamiento de Cádiz	Ocupación de parcela anexa Campeonato de Europa de Vela Ligera. C.D. Elcano	29/04/2023	31.791,58 €
Istamelsa, S.L.	Tuberías subterráneas suministro a buques	01/01/2023	1.534,94 €
Istamelsa, S.L.	Almacenamiento y suministro de combustibles	01/01/2023	9.281,52 €
Total			42.608,04 €

4.1. PASSENGER TRAFFIC
 4.1.1. PASSENGERS
 4.1.1.1. PASSENGERS, NUMBER

		Domestic	Foreign	Local	Total
In transport regime	Loaded	13.236			13.236
	Unloaded	12.311			12.311
	In transit				
	Total	25.547			25.547
Cruise	Starting a cruise				1.360
	Ending a cruise				1.984
	In transit				676.304
	Total				679.648
Inside	In transport regime, shipped				
	Under transport, landed hikers				302.914
	Total				302.914
Others passengers					0
	Total				0
Total					1.008.109

4.1.1.2. PASSENGERS OF REGULAR SHIPPING LINES, NUMBER, PORT OF ORIGIN AND DESTINATION

Port of embarked and disembarked	Domestic		Foreign		Total
	Loaded	Unloaded	Loaded	Unloaded	
Arrecife de Lanzarote	3.816	3.952	0	0	7.768
La Luz y Las Palmas	3.015	3.078	0	0	6.093
Puerto del Rosario (Fuerteventura)	2.980	3.049	0	0	6.029
Santa Cruz de La Palma	533	449	0	0	982
Santa Cruz de Tenerife	2.892	1.783	0	0	4.675
Total	13.236	12.311	0	0	25.547

4.1.2. VEHICLES WITH PASSENGERS

	Type	Loaded	Unloaded	Total
Domestic	Motocicletas	585	514	1.099
	Coche	6.897	6.229	13.126
	Furgonetas	0	0	0
	Autobuses	0	0	0
	Total	7.482	6.743	14.225
Foreign	Motocicletas	0	0	0
	Coche	0	0	0
	Furgonetas	0	0	0
	Autobuses	0	0	0
	Total	0	0	0
Total		7.482	6.743	14.225

4.2. VESSELS

4.2.1. MERCHANT SHIPS

4.2.1.1. DISTRIBUTION BY TONNAGE

		Up to 3.000 G.T.	From 3.001 to 5.000 G.T.	From 5.001 to 10.000 G.T.	From 10.001 to 25.000 G.T.	From 25.001 to 50.000 G.T.	More than 50.000 G.T.	Total
Spanish	Number	120	2	5	18	59	2	206
	G.T.	84.855	8.725	36.087	245.876	1.802.906	181.670	2.360.119
Foreign	Number	96	73	551	279	115	255	1.369
	G.T.	174.086	294.222	4.269.394	3.982.547	4.009.422	28.628.698	41.358.369
Total	Number	216	75	556	297	174	257	1.575
	G.T.	258.941	302.947	4.305.481	4.228.423	5.812.328	28.810.368	43.718.488
% about total	Number	13,71 %	4,76 %	35,30 %	18,86 %	11,05 %	16,32 %	100,00 %
	G.T.	0,59 %	0,69 %	9,85 %	9,67 %	13,29 %	65,90 %	100,00 %

4.2.1.2. DISTRIBUTION BY FLAGS

Flags	Number	G.T.
Germany	23	234.225
Antigua & Barbuda	14	105.107
Saudi arabia	1	33.817
Bahrain	1	113.274
Barbados	12	119.507
Belgium	51	118.241
Bermudas	26	2.690.784
Chine	1	7.792
Cyprus	27	267.409
Denmark	5	41.991
USA	14	75.496
Spain	206	2.360.119
Finland	10	92.277
France	15	130.612
Gibraltar	14	84.528
Grand Bahamas	95	6.810.763
Greece	1	4.811
Holland	46	982.273
Hong Kong	4	64.044
Ireland	3	42.625
Marshall Island	90	2.264.929
De Man Island	2	51.184
Caimán Island	1	12.082
Italy	109	6.443.700
Letonia	3	11.664
Liberia	23	508.104
Luxembourg	4	17.157
Malta	125	5.440.330
México	1	1.755

Flags	Number	G.T.
Norway	11	242.927
Palau	1	238
Panamá	39	2.671.256
Polond	2	2.561
Portugal	527	4.812.304
UK	47	6.476.900
Republic of Korea	2	31.342
San Vicente and Granadina	2	42.231
Sierra Leona	1	20.924
Singapur	7	139.745
Sweden	2	18.402
Turkey	4	101.319
Uruguay	1	839
Vanuatu	1	7.078
Vietnam	1	19.822
Total	1.575	43.718.488

4.2.1.3. DISTRIBUTION BY TYPES OF VESSELS

Type	Spanish		Foreign		Total		
	Number	G.T.	Number	G.T.	Number	G.T.	
Liquid bulks	Liquid bulks - Tanks	3	183.706	142	2.565.566	145	2.749.272
	Total	3	183.706	142	2.565.566	145	2.749.272
Dry bulks	Dry bulks	0	0	85	1.931.448	85	1.931.448
	Total	0	0	85	1.931.448	85	1.931.448
General cargo	General cargo	4	23.541	102	655.866	106	679.407
	Specialized transports	0	0	0	0	0	0
	Total	4	23.541	102	655.866	106	679.407
Ro-Ro	Ro-ro goods	56	1.678.640	0	0	56	1.678.640
	Ro-ro mixt	21	344.739	51	1.616.512	72	1.961.251
	Ro-ro Passengers	0	0	0	0	0	0
	Total	77	2.023.379	51	1.616.512	128	3.639.891
Passengers	Passengers cruise	1	29.514	359	29.218.978	360	29.248.492
	Fast passage	0	0	0	0	0	0
	Other passengers ships	4	336	0	0	4	336
	Total	5	29.850	359	29.218.978	364	29.248.828
Containership	Containership	0	0	564	4.982.177	564	4.982.177
	Total	0	0	564	4.982.177	564	4.982.177
Other merchant ships	Fishing hight frozen	3	595	0	0	3	595
	Otros buques	114	99.048	66	387.822	180	486.870
	Total	117	99.643	66	387.822	183	487.465
Total		206	2.360.119	1.369	41.358.369	1.575	43.718.488

4.2.1.4. DISTRIBUTION BY TYPE OF VESSELS AND TYPE OF ACTIVITY

Types of situation		No incidents		Under repair		Supplies		Under construction		Scrapped		Inactive		Total	
		Num-ber	G.T.	Num-ber	G.T.	Num-ber	G.T.	Num-ber	G.T.	Num-ber	G.T.	Num-ber	G.T.	Num-ber	G.T.
Liquid bulk	Españoles	0	0	1	90.835	0	0	0	0	0	0	2	92.871	3	183.706
	Extranje-ros	89	1.234.480	1	23.009	5	343.936	0	0	0	0	47	964.141	142	2.565.566
Dry bulk	Españoles	0	0	0	0	0	0	0	0	0	0	0	0	0	0
	Extranje-ros	65	1.457.268	1	5.222	0	0	0	0	0	0	19	468.958	85	1.931.448
General cargo	Españoles	2	6.993	0	0	0	0	0	0	0	0	2	16.548	4	23.541
	Extranje-ros	67	404.694	2	10.970	0	0	0	0	0	0	33	240.202	102	655.866
Ro-ro	Españoles	69	1.927.294	1	24.760	0	0	0	0	0	0	7	71.325	77	2.023.379
	Extranje-ros	50	1.610.880	0	0	1	5.632	0	0	0	0	0	0	51	1.616.512
Passenger	Españoles	3	251	0	0	0	0	0	0	0	0	1	85	4	336
	Extranje-ros	0	0	0	0	0	0	0	0	0	0	0	0	0	0
Cruiseship	Españoles	0	0	1	29.514	0	0	0	0	0	0	0	0	1	29.514
	Extranje-ros	347	27.808.004	1	5.703	0	0	2	152.832	0	0	9	1.252.439	359	29.218.978
Containership	Españoles	0	0	0	0	0	0	0	0	0	0	0	0	0	0
	Extranje-ros	506	4.459.987	1	7.519	0	0	0	0	0	0	57	514.671	564	4.982.177
Otros merchant ships	Españoles	75	38.012	0	0	0	0	2	15.428	1	1.940	39	44.263	117	99.643
	Extranje-ros	30	176.966	11	62.661	3	6.089	1	20.323	0	0	21	121.783	66	387.822
Total		1.303	39.124.829	20	260.193	9	355.657	5	188.583	1	1.940	237	3.787.286	1.575	43.718.488

4.2.2. SHIP WAR

	Spanish	Foreign	Total
Number	13	28	41
G.T.	55.267	106.895	162.162

4.2.3. FISHING SHIPS

Number	G.T.
85	3.098

4.2.4. PLEASURE BOATS

Number	30
Average length	11
Medium beam	4

4.2.5. SHIPS ENTERED FOR BREAKING UP

		Up to 3.000 G.T.	From 3.001 to 5.000 G.T.	From 5.001 to 10.000 G.T.	From 10.001 to 25.000 G.T.	From 25.001 to 50.000 G.T.	More than 50.000 G.T.	Total
Spanish	Number	1	0	0	0	0	0	1
	G.T.	1.940	0	0	0	0	0	1.940
Foreign	Number	0	0	0	0	0	0	0
	G.T.	0	0	0	0	0	0	0
Total	Number	0	0	0	0	0	0	0
	G.T.	1.940	0	0	0	0	0	1.940

4.2.6. OTHER SHIPS

Type	Number	G.T.
Intended for mooring service	2	8
Total	2	8

4.3. GOODS. TONS

4.3.1. HANDLED AT PORT AUTHORITY QUAYS AND BERTHS

Goods		Domestic			Foreign			Total		
		Loaded	Unloaded	Total	Loaded	Unloaded	Total	Loaded	Unloaded	Total
a) Liquid bulks	Bituminous products		76.500	76.500	452.166	399.556	851.722	452.166	476.056	928.223
	Chemical products					5.872	5.872		5.872	5.872
	Biofuels	72.933	61.019	133.953	103.115	53.677	156.791	176.048	114.696	290.744
	Rest of goods	1.686		1.686		28.493	28.493	1.686	28.493	30.179
	Total	74.619	137.520	212.139	555.281	487.597	1.042.878	629.900	625.117	1.255.017
c) Dry bulks without special installation	Fertilizer and potash				10.805	38.473	49.277	10.805	38.473	49.277
	Sugar					275.019	275.019		275.019	275.019
	Cereales y sus harinas				47.197	965.312	1.012.509	47.197	965.312	1.012.509
	Cement and clinker		239.355	239.355					239.355	239.355
	Salt	64.015		64.015	81.924		81.924	145.939		145.939
	Wood and cork				4.996		4.996	4.996		4.996
	Animal feed and fodde					85.469	85.469		85.469	85.469
	Other foods					47.974	47.974		47.974	47.974
	Other minerals				20.220		20.220	20.220		20.220
	Fruits and vegetables					31.617	31.617		31.617	31.617
	Steel products		5.000	5.000		22.000	22.000		27.000	27.000
	Silica sand				116.740		116.740	116.740		116.740
Total	64.015	244.355	308.370	281.881	1.465.864	1.747.745	345.897	1.710.219	2.056.115	
d) General cargo	Steel products				576		576	576		576
	Chemical products				4.319		4.319	4.319		4.319
	Animal feed and fodde				211	25	236	211	25	236
	Cereals and their flours				652		652	652		652
	Olive oil				859		859	859		859
	Olives				625		625	625		625
	Wine and spirits				303		303	303		303
	Salt				23		23	23		23
	Machinery, tools and spares	31	33	64	879	4.015	4.894	910	4.048	4.958
	Feed and forage				22		22	22		22
	Rest of goods	2.648	0	2.649	3.073	395	3.468	5.721	395	6.117
	Frozen fish		47	47					47	47

Goods		Domestic			Foreign			Total		
		Loaded	Unloaded	Total	Loaded	Unloaded	Total	Loaded	Unloaded	Total
d) General cargo	Container tare	43	1.643	1.685	1.977	44	2.021	2.020	1.687	3.707
	Tin cans				599		599	599		599
	Other foods		329	329	22	28	50	22	357	379
	Other minerals				50		50	50		50
	Fruits and vegetables				357		357	357		357
	Coals and coke				22		22	22		22
	Total	2.722	2.052	4.774	14.568	4.508	19.075	17.290	6.559	23.849
Total	141.356	383.927	525.283	851.730	1.957.968	2.809.698	993.086	2.341.895	3.334.981	

4.3.2. HANDLED AT PRIVATE QUAYS AND BERTHS

Goods	Domestic			Foreign			Total		
	Loaded	Unloaded	Total	Loaded	Unloaded	Total	Loaded	Unloaded	Total
c) Dry bulks					158.186	158.186		158.186	158.186
Cereals and their flours									
Total									
g) General cargo									
Bituminous products	136	156	292				136	156	292
Iron products	5.635	5.402	11.038	3.018	6.283	9.301	8.654	11.685	20.339
Chemical products	36.154	7.971	44.125	72.181	10.739	82.920	108.335	18.710	127.045
Petroleum products	3.498		3.498				3.498		3.498
Fertilizer and potash	1.085	117	1.202	7.659	1.077	8.735	8.744	1.193	9.937
Sugar	284	7	291	569		569	853	7	860
Cereals and their flours	25.062	911	25.973	5.138	12	5.150	30.200	923	31.123
Cement and clinker	7.091	1.341	8.432				7.091	1.341	8.432
Olive oil	3.395	919	4.314	15.755	160	15.915	19.150	1.079	20.229
Olives	4.516	168	4.684	17.186	49	17.235	21.702	217	21.920
Vegetable oil	2.510	515	3.025	518		518	3.028	515	3.543
Wine and spirits	12.890	1.486	14.376	14.689	5	14.694	27.579	1.491	29.070
Biofuel	861	76	938	71		71	932	76	1.008
Salt	1.011	0	1.011	131		131	1.142	0	1.142
Wood and cork	5.066	1.484	6.549	314	72	385	5.380	1.555	6.935
Building materials	32.757	22.718	55.475	2.805	350	3.155	35.562	23.068	58.630
Machinery, tools and spares	39.334	14.808	54.142	3.783	1.973	5.756	43.117	16.781	59.898
Cut wood	73	23	96				73	23	96
Paper and pulp	5.756	26.816	32.571	158		158	5.914	26.816	32.730
Animal feed and fodde	22.131	4.581	26.713	3.316		3.316	25.447	4.581	30.029
Motor vehicles and parts	22.967	4.852	27.819	147	58	205	23.114	4.910	28.024
Rest of goods	124.751	47.674	172.425	16.785	15.035	31.820	141.536	62.709	204.245
Frozen fish	776	895	1.672		1.253	1.253	776	2.148	2.925
Container tare	211.068	212.934	424.002	38.824	19.035	57.860	249.893	231.969	481.862
Truck tare	10.833	5.448	16.281				10.833	5.448	16.281
Tare of platforms and trailers	73.169	107.182	180.351	2		2	73.172	107.182	180.353
Tobacco	348	236	584				348	236	584
Conservas	15.757	281	16.039	23.296	30	23.326	39.053	312	39.365

Goods	Domestic			Foreign			Total		
	Loaded	Unloaded	Total	Loaded	Unloaded	Total	Loaded	Unloaded	Total
g) General cargo									
Other foods	256.025	16.594	272.619	5.499	2.108	7.607	261.524	18.702	280.226
Other minerals	1.394	1.786	3.180	66	249	315	1.461	2.035	3.496
Fruits and vegetables	131.493	239.899	371.392	3.402	128	3.529	134.895	240.027	374.922
Cotton	0		0				0		0
Aluminium	7	91	97				7	91	97
Gasoil and fueloil	837	10.734	11.570	8.530		8.530	9.366	10.734	20.100
Coals and coke	94	94	188	254		254	347	94	441
Soybean	460	9	470				460	9	470
Magnesium chloride	24	1	26				24	1	26
Silica sand	707	130	837				707	130	837
Scrap	2.427	12.117	14.544				2.427	12.117	14.544
	926	932	1.859				926	932	1.859
Total	1.063.311	751.390	1.814.700	244.096	58.616	302.712	1.307.407	810.006	2.117.412
Total	1.063.311	751.390	1.814.700	244.096	216.802	460.898	1.307.407	968.192	2.275.598

No se incluyen los transbordos.

4.3.3. LOADED AND UNLOADED DURING THE YEAR

Goods	Domestic			Foreign			Total			
	Loaded	Unloaded	Total	Loaded	Unloaded	Total	Loaded	Unloaded	Total	
a) Liquid bulks	Bituminous products		76.500	76.500	452.166	399.556	851.722	452.166	476.056	928.223
	Chemical products					5.872	5.872		5.872	5.872
	Biofuel	72.933	61.019	133.953	103.115	53.677	156.791	176.048	114.696	290.744
	Rest of goods	1.686		1.686		28.493	28.493	1.686	28.493	30.179
	Total	74.619	137.520	212.139	555.281	487.597	1.042.878	629.900	625.117	1.255.017
c) Dry bulks without special installation	Fertilizer and potash				10.805	38.473	49.277	10.805	38.473	49.277
	Sugar					275.019	275.019		275.019	275.019
	Cereals and their flours				47.197	1.123.498	1.170.695	47.197	1.123.498	1.170.695
	Cement and clinker		239.355	239.355					239.355	239.355
	Salt	64.015		64.015	81.924		81.924	145.939		145.939
	Wood and cork				4.996		4.996	4.996		4.996
	Animal feed and fodde					85.469	85.469		85.469	85.469
	Other foods					47.974	47.974		47.974	47.974
	Other minerals				20.220		20.220	20.220		20.220
	Fruits and vegetables					31.617	31.617		31.617	31.617
	Iron products		5.000	5.000		22.000	22.000		27.000	27.000
	Silica sand				116.740		116.740	116.740		116.740
	Total	64.015	244.355	308.370	281.881	1.624.050	1.905.931	345.897	1.868.405	2.214.301
	d) General cargo	Bituminous products	136	156	292				136	156
Iron products		5.635	5.402	11.038	3.594	6.283	9.877	9.230	11.685	20.915
Chemical products		36.154	7.971	44.125	76.500	10.739	87.239	112.654	18.710	131.364
Petroleum products		3.498		3.498				3.498		3.498
Fertilizer and potash		1.085	117	1.202	7.869	1.102	8.971	8.955	1.218	10.173
Sugar		284	7	291	569		569	853	7	860
Cereals and their flours		25.062	911	25.973	5.790	12	5.802	30.852	923	31.775
Cement and clinker		7.091	1.341	8.432				7.091	1.341	8.432
Olive oil		3.395	919	4.314	16.614	160	16.774	20.009	1.079	21.088
Olives		4.516	168	4.684	17.811	49	17.860	22.327	217	22.544
Vegetable oil		2.510	515	3.025	518		518	3.028	515	3.543
Wine and spirits		12.890	1.486	14.376	14.992	5	14.997	27.881	1.491	29.373
Biofuel		861	76	938	71		71	932	76	1.008

Goods	Domestic			Foreign			Total			
	Loaded	Unloaded	Total	Loaded	Unloaded	Total	Loaded	Unloaded	Total	
g) Mercancía general	Salt	1.011	0	1.011	154		154	1.165	0	1.165
	Wood and cork	5.066	1.484	6.549	314	72	385	5.380	1.555	6.935
	Building materials	32.757	22.718	55.475	2.805	350	3.155	35.562	23.068	58.630
	Machinery, tools and spares	39.365	14.841	54.205	4.663	5.988	10.651	44.027	20.829	64.856
	Cut wood	73	23	96				73	23	96
	Paper and pulp	5.756	26.816	32.571	158		158	5.914	26.816	32.730
	Animal feed and fodde	22.131	4.581	26.713	3.338		3.338	25.469	4.581	30.051
	Motor vehicles and parts	22.967	4.852	27.819	147	58	205	23.114	4.910	28.024
	Rest og goods	127.400	47.674	175.074	19.858	15.430	35.288	147.257	63.104	210.362
	Frozen fish	776	942	1.719		1.253	1.253	776	2.195	2.971
	Container tare	211.111	214.577	425.687	40.802	19.080	59.881	251.912	233.656	485.569
	Truck tare	10.833	5.448	16.281				10.833	5.448	16.281
	Tare of platforms and trailers	73.169	107.182	180.351	2		2	73.172	107.182	180.353
	Tobacco	348	236	584				348	236	584
	Tined cans	15.757	281	16.039	23.895	30	23.925	39.652	312	39.964
	Other foods	256.025	16.923	272.948	5.521	2.136	7.657	261.546	19.059	280.605
	Other minerals	1.394	1.786	3.180	116	249	365	1.510	2.035	3.545
	Fruits and vegetables	131.493	239.899	371.392	3.759	128	3.886	135.252	240.027	375.279
	Cotton	0		0				0		0
	Alluminium	7	91	97				7	91	97
	Gasoil and fueloil	837	10.734	11.570	8.530		8.530	9.366	10.734	20.100
	Coals and coke	94	94	188	276		276	369	94	463
	Soybean	460	9	470				460	9	470
	Magnesium chloride	24	1	26				24	1	26
	Silica sand	707	130	837				707	130	837
	Scrap	2.427	12.117	14.544				2.427	12.117	14.544
	926	932	1.859				926	932	1.859	
Total	1.066.033	753.441	1.819.474	258.663	63.124	321.787	1.324.696	816.565	2.141.261	
Total	1.204.667	1.135.316	2.339.983	1.095.826	2.174.771	3.270.597	2.300.493	3.310.087	5.610.580	


No se incluyen los transbordos.

4.3.4. TOTAL GOODS BY NATIONALITY OF PORTS OF ORIGIN AND DESTINATION

Country	Loaded	Unloaded	Total
Germany	8.718	35.211	43.929
Angola	4.882	0	4.882
Saudi Arabia	8.443	0	8.443
Argentina	85.798	60.336	146.134
Australia	6.036	31.476	37.513
Bahrain	73	0	73
Belgium	20.704	2.390	23.094
Brazil	21.015	243.217	264.232
Bulgary	16.779	229.547	246.326
Greep Cape	472	0	472
Camboya	75	0	75
Canada	0	67.650	67.650
Chile	0	33.545	33.545
Chine	0	43.952	43.952
Cyprus	208	0	208
Marfil Coast	1.372	0	1.372
Denmark	143	29	172
Djibouti	963	0	963
USA	71.765	81.068	152.833
Egypt	497	0	497
Spain	1.205.438	1.135.359	2.340.797
Finland	54.176	8	54.184
France	107	27.893	27.999
Georgia	99	0	99
Gibraltar	14	789	803
Greece	2.631	183.127	185.759
Holland	69.142	64.717	133.859
Hungary	0	4.081	4.081
Indonesia	0	15.909	15.909
Iraq	410	0	410
Ireland	5.750	0	5.750
Mauricio Island	173	0	173

Country	Loaded	Unloaded	Total
Iceland	24	0	24
Israel	0	376	376
Italy	151.373	121.535	272.908
Jordan	296	0	296
Kasakistan	0	16.395	16.395
Kenya	129	0	129
Kuwait	516	0	516
Latvia	425	25	450
Lebanon	405	0	405
Libya	1.094	0	1.094
Lithuania	14.941	15.880	30.821
Madagascar	23	0	23
Malaysia	0	18.456	18.456
Malta	136	2	138
Morocco	40.664	3.262	43.926
Mauritania	6.867	1.167	8.034
Moldova	0	5.469	5.469
Montenegro	311	0	311
Myanmar	0	7.960	7.960
Nigeria	599	0	599
Norway	93.035	0	93.035
New Zelanda	410	0	410
New Caledonia	21	0	21
Oman	547	0	547
Pakistan	788	0	788
Panama	0	0	0
Polond	8.315	19.731	28.046
Portugal	14.403	358	14.760
Qatar	113	0	113
United Kingdom	310.500	92.907	403.407
Republic of Korea	0	4.131	4.131
Reunion	36	0	36

Country	Loaded	Unloaded	Total
Romanoa	0	166.685	166.685
Russia	0	130.141	130.141
Senegal	93	1.714	1.807
South Africa	7	59.815	59.822
Sweden	29.221	0	29.221
Tanzania	39	0	39
Togo	4.103	4.996	9.100
Tunisia	157	0	157
Turkey	12.265	175.522	187.788
Arabes Emirates	2.616	0	2.616
Ukraine	0	175.569	175.569
Uruguay	20.136	27.686	47.822
Total	2.300.493	3.310.087	5.610.580



4.3.4. TOTAL GOODS BY NATIONALITY OF PORTS OF ORIGIN AND DESTINATION

Goods	Domestic			Foreign			Total		
	Loaded	Unloaded	Total	Loaded	Unloaded	Total	Loaded	Unloaded	Total
c) Dry bulks without special installation					12.477	12.477	0	12.477	12.477
Total	0	0	0	0	12.477	12.477	0	12.477	12.477

4.3.6. ROLL-ON / ROLL-OFF TRAFFIC

4.3.6.1. SUMMARY OF THE TRAFFIC ROLL-ON / ROLL-OFF

		Domestic	Foreign	Total
Loaded	By container	164.695	0	164.695
	By other means	266.137	0	266.137
	Total	430.832	0	430.832
Unloaded	By container	47.162	0	47.162
	By other means	343.051	0	343.051
	Total	390.213	0	390.213
Loaded and unloaded	By container	211.857	0	211.857
	By other means	609.188	0	609.188
	Total	821.046	0	821.046

4.3.6.2. UNITS OF INTERMODAL TRANSPORT ROLL-ON / ROLL-OFF

Type		Domestic			Foreign			Total		
		Loaded	Unloaded	Total	Loaded	Unloaded	Total	Loaded	Unloaded	Total
Accompanied	Articulated truck	0	0	0	0	0	0	0	0	0
	Rigid truck	978	503	1.481	0	0	0	978	503	1.481
	Road train	0	0	0	0	0	0	0	0	0
	Total	978	503	1.481	0	0	0	978	503	1.481
Not accompanied	Trailers, semi-trailers and platforms	9.094	13.471	22.565	0	0	0	9.094	13.471	22.565
	Total	9.094	13.471	22.565	0	0	0	9.094	13.471	22.565
Rest	Tractor head	521	489	1.010	0	0	0	521	489	1.010
	Van	506	213	719	0	0	0	506	213	719
	Roll trailer and other equipment	0	0	0	0	0	0	0	0	0
	Total	1.027	702	1.729	0	0	0	1.027	702	1.729
Total	11.099	14.676	25.775	0	0	0	11.099	14.676	25.775	

4.3.6.3. UNITS OF VEHICLES CONSIDERED LIKE GOOD

Tipo	Domestic			Foreign			Total		
	Loaded	Unloaded	Total	Loaded	Unloaded	Total	Loaded	Unloaded	Total
Buses	179	50	229	0	0	0	179	50	229
Cars	11.411	3.104	14.515	11	11	22	11.422	3.115	14.537
Trucks	517	379	896	0	0	0	517	379	896
Special vehicles	355	40	395	0	13	13	355	53	408
Motorcycles and mopeds	2.087	574	2.661	84	84	168	2.171	658	2.829
Tractors	18	10	28	0	0	0	18	10	28
Forklift trucks	406	251	657	0	0	0	406	251	657
Battle tanks	8	8	16	0	0	0	8	8	16
Total	14.981	4.416	19.397	95	108	203	15.076	4.524	19.600

4.3.7. CLASSIFICATION OF GOODS
4.3.7.1. CLASSIFICATION BY NATURE

	Goods	Domestic			Foreign			Total		
		Loaded	Unloaded	Total	Loaded	Unloaded	Total	Loaded	Unloaded	Total
Energetic	1. Petroleum	0	0	0	0	0	0	0	0	0
	2. Fuel-oil	764	8.795	9.558	8.530	0	8.530	9.293	8.795	18.088
	3. Gas-oil	73	1.939	2.012	0	0	0	73	1.939	2.012
	4. Gasoline	1.534	0	1.534	0	0	0	1.534	0	1.534
	6. Other petroleum products	2.937	206	3.143	22	0	22	2.959	206	3.165
	7. Energetic petroleum gases	5.375	8	5.384	0	0	0	5.375	8	5.384
	12. Coals and coke	174	137	311	276	0	276	450	137	587
	35. Natural gas and others	73	0	73	0	0	0	73	0	73
	51. Biofuel	73.795	61.096	134.890	103.186	53.677	156.862	176.980	114.772	291.753
	Total	84.725	72.180	156.905	112.013	53.677	165.690	196.738	125.857	322.595
Iron product	8. Iron mineral	2	0	2	0	0	0	2	0	2
	10. Other minerals	419	685	1.104	219	227	445	638	912	1.549
	11. Iron scraps	2.427	12.117	14.544	0	0	0	2.427	12.117	14.544
	13. Iron products	5.388	5.395	10.783	3.575	6.263	9.838	8.962	11.658	20.621
	36. Others metallurgic products	1.936	890	2.826	3.177	0	3.177	5.113	890	6.003
	Total	10.172	19.087	29.259	6.970	6.490	13.460	17.142	25.577	42.719
No metallic minerals	25. Salt	65.026	0	65.027	82.078	0	82.078	147.104	0	147.104
	52. Others minerals	3.181	7.432	10.612	137.397	22.023	159.420	140.578	29.454	170.032
	Total	68.207	7.432	75.639	219.475	22.023	241.497	287.682	29.454	317.136
Fertilizer	14. Phosphates	0	0	0	0	0	0	0	0	0
	15. Potash	23	23	45	0	21.864	21.864	23	21.887	21.909
	16. Natural and artificial fertilizers	1.063	94	1.157	18.674	17.710	36.385	19.737	17.804	37.541
Total	1.085	117	1.202	18.674	39.575	58.249	19.759	39.691	59.451	
Chemical	17. Chemical products	36.144	9.299	45.442	76.278	16.611	92.889	112.422	25.910	138.331
	Total	36.144	9.299	45.442	76.278	16.611	92.889	112.422	25.910	138.331

	Goods	Domestic			Foreign			Total				
		Loaded	Unloaded	Total	Loaded	Unloaded	Total	Loaded	Unloaded	Total		
Building materials	5. Asphalt	136	76.656	76.793	452.166	399.556	851.722	452.303	476.212	928.515		
	18. Cement and clinker	7.091	240.696	247.787	0	0	0	7.091	240.696	247.787		
	20. Building materials	33.706	21.914	55.620	2.969	5.226	8.196	36.676	27.140	63.816		
	Total	40.933	339.267	380.200	455.136	404.782	859.918	496.069	744.049	1.240.118		
Stockbreeding and feeding products	21. Cereals and their flours	29.584	1.453	31.037	54.240	1.123.510	1.177.750	83.824	1.124.963	1.208.787		
	22. Soybean	460	9	470	0	0	0	460	9	470		
	23. Fruits and vegetables	133.317	239.913	373.230	3.795	31.745	35.540	137.112	271.658	408.769		
	24. Wines, drinks and spirits	42.384	13.787	56.172	35.584	8.082	43.666	77.968	21.869	99.837		
	27. Tinned food	19.501	336	19.837	28.414	55	28.469	47.915	391	48.306		
	28. Tobacco, coffe	4.165	660	4.825	281	122	402	4.445	782	5.228		
	29. Oils	9.867	1.635	11.502	17.965	28.653	46.618	27.832	30.288	58.120		
	30. Oher foods	253.277	10.195	263.472	6.049	275.481	281.530	259.326	285.676	545.002		
	33. Frozen fish	3.386	7.638	11.024	0	2.927	2.927	3.386	10.565	13.951		
	37. Animal feed and fodde	16.423	4.078	20.501	2.224	133.443	135.667	18.647	137.521	156.168		
Total	512.365	279.705	792.071	148.551	1.604.017	1.752.568	660.916	1.883.722	2.544.638			
Other goods	19. Wood and cork	5.139	1.506	6.645	5.309	72	5.381	10.448	1.578	12.027		
	26. Paper and pulp	5.756	26.816	32.571	158	0	158	5.914	26.816	32.730		
	31. Machinery, tools and spares	41.277	14.518	55.794	7.540	6.102	13.643	48.817	20.620	69.437		
	34. Rest of goods	78.905	31.876	110.781	4.819	2.399	7.218	83.724	34.276	117.999		
	Total	131.076	74.716	205.792	17.827	8.573	26.400	148.903	83.290	232.192		
Vehicles and trasport elements	32. Motor vehicles and parts	26.989	6.727	33.715	149	79	228	27.138	6.806	33.943		
	38. Ro-ro traffic tare weights	81.982	112.277	194.259	0	0	0	81.982	112.277	194.259		
	39. Container tare	210.989	214.510	425.499	40.753	18.945	59.697	251.742	233.455	485.196		
	Total	319.960	333.514	653.474	40.902	19.024	59.926	360.862	352.538	713.399		
Total				1.204.667	1.135.316	2.339.983	1.095.826	2.174.771	3.270.597	2.300.493	3.310.087	5.610.580

This table does NOT include victualling, fresh fish, inland traffic, transshipment, land transit and customs control.

4.3.7.2. CLASSIFICATION BY NATURE AND PACKAGING

	Goods	Liquid bulks			Dry bulks			General cargo in containers			General cargo			Total general cargo			Total		
		Loaded	Unloaded	Total	Loaded	Unloaded	Total	Loaded	Unloaded	Total	Loaded	Unloaded	Total	Loaded	Unloaded	Total	Loaded	Unloaded	Total
Energetic	1. Petroleum	0	0	0	0	0	0	0	0	0	0	0	0	0	0	0	0	0	0
	2. Fuel-oil	0	0	0	0	0	0	9.293	8.795	18.088	0	0	0	9.293	8.795	18.088	9.293	8.795	18.088
	3. Gas-oil	0	0	0	0	0	0	73	1.939	2.012	0	0	0	73	1.939	2.012	73	1.939	2.012
	4. Gasoline	0	0	0	0	0	0	1.534	0	1.534	0	0	0	1.534	0	1.534	1.534	0	1.534
	6. Other petroleum products	0	0	0	0	0	0	2.949	206	3.155	10	0	10	2.959	206	3.165	2.959	206	3.165
	7. Energetic petroleum gases	0	0	0	0	0	0	764	0	764	4.611	8	4.619	5.375	8	5.384	5.375	8	5.384
	12. Coals and coke	0	0	0	0	0	0	435	137	572	15	0	15	450	137	587	450	137	587
	35. Natural gas and others	0	0	0	0	0	0	66	0	66	7	0	7	73	0	73	73	0	73
	51. Biofuel	176.048	114.696	290.744	0	0	0	921	76	998	11	0	11	932	76	1.008	176.980	114.772	291.753
	Total	176.048	114.696	290.744	0	0	0	16.036	11.153	27.189	4.654	8	4.662	20.690	11.161	31.851	196.738	125.857	322.595
Iron and steel	8. Iron mineral	0	0	0	0	0	0	2	0	2	0	0	0	2	0	2	2	0	2
	10. Other minerals	0	0	0	0	0	0	637	904	1.541	1	8	8	638	912	1.549	638	912	1.549
	11. Iron scraps	0	0	0	0	0	0	2.427	12.117	14.544	0	0	0	2.427	12.117	14.544	2.427	12.117	14.544
	13. Iron products	0	0	0	0	0	0	7.301	2.811	10.112	1.662	8.847	10.509	8.962	11.658	20.621	8.962	11.658	20.621
	36. Others metallurgic products	0	0	0	0	0	0	5.074	890	5.964	39	0	39	5.113	890	6.003	5.113	890	6.003
	Total	0	0	0	0	0	0	15.441	16.722	32.162	1.701	8.855	10.557	17.142	25.577	42.719	17.142	25.577	42.719
Non-metal minerals	25. Salt	0	0	0	145.939	0	145.939	1.160	0	1.160	5	0	5	1.165	0	1.165	147.104	0	147.104
	52. Others minerals	0	0	0	136.960	27.000	163.960	3.567	2.454	6.021	51	0	51	3.618	2.454	6.072	140.578	29.454	170.032
	Total	0	0	0	282.899	27.000	309.899	4.727	2.454	7.181	56	0	56	4.782	2.454	7.237	287.682	29.454	317.136
Fertilizers	14. Phosphates	0	0	0	0	0	0	0	0	0	0	0	0	0	0	0	0	0	0
	15. Potash	0	0	0	0	21.864	21.864	23	23	45	0	0	0	23	23	45	23	21.887	21.909
	16. Natural and artificial fertilizers	0	0	0	10.805	16.609	27.413	8.920	1.196	10.116	12	0	12	8.932	1.196	10.128	19.737	17.804	37.541
	Total	0	0	0	10.805	38.473	49.277	8.943	1.218	10.161	12	0	12	8.955	1.218	10.173	19.759	39.691	59.451
Chemical	17. Chemical products	0	5.872	5.872	0	0	0	104.466	19.820	124.285	7.956	218	8.174	112.422	20.038	132.460	112.422	25.910	138.331
	Total	0	5.872	5.872	0	0	0	104.466	19.820	124.285	7.956	218	8.174	112.422	20.038	132.460	112.422	25.910	138.331

	Goods	Liquid bulks			Dry bulks			General cargo in containers			General cargo			Total general cargo			Total		
		Loaded	Unloaded	Total	Loaded	Unloaded	Total	Loaded	Unloaded	Total	Loaded	Unloaded	Total	Loaded	Unloaded	Total	Loaded	Unloaded	Total
Building materials	5. Asphalt	452.166	476.056	928.223	0	0	0	136	156	292	0	0	0	136	156	292	452.303	476.212	928.515
	18. Cement and clinker	0	0	0	0	239.355	239.355	7.091	1.341	8.432	0	0	0	7.091	1.341	8.432	7.091	240.696	247.787
	20. Building materials	0	0	0	0	0	0	28.750	22.229	50.979	7.926	4.911	12.836	36.676	27.140	63.816	36.676	27.140	63.816
	Total	452.166	476.056	928.223	0	239.355	239.355	35.977	23.726	59.704	7.926	4.911	12.837	43.903	28.638	72.540	496.069	744.049	1.240.118
Stockbreeding and feeding products	21. Cereals and their flours	0	0	0	47.197	1.123.498	1.170.695	36.426	1.465	37.890	202	0	202	36.627	1.465	38.092	83.824	1.124.963	1.208.787
	22. Soybean	0	0	0	0	0	0	460	9	470	0	0	0	460	9	470	460	9	470
	23. Fruits and vegetables	0	0	0	0	31.617	31.617	67.440	39.789	107.230	69.672	200.251	269.923	137.112	240.040	377.152	137.112	271.658	408.769
	24. Wines, drinks and spirits	0	0	0	0	0	0	76.717	21.859	98.576	1.252	10	1.261	77.968	21.869	99.837	77.968	21.869	99.837
	27. Tinned food	0	0	0	0	0	0	42.968	361	43.329	4.947	30	4.977	47.915	391	48.306	47.915	391	48.306
	28. Tobacco, coffe	0	0	0	0	0	0	4.075	533	4.608	370	249	619	4.445	782	5.228	4.445	782	5.228
	29. Oils	1.686	28.493	30.179	0	0	0	25.271	1.792	27.064	875	3	878	26.147	1.795	27.941	27.832	30.288	58.120
	30. Oher foods	0	0	0	0	275.019	275.019	218.665	9.888	228.553	40.661	769	41.430	259.326	10.657	269.983	259.326	285.676	545.002
	33. Frozen fish	0	0	0	0	0	0	1.234	3.575	4.809	2.153	6.989	9.142	3.386	10.565	13.951	3.386	10.565	13.951
	37. Animal feed and fodde	0	0	0	0	133.443	133.443	18.463	4.078	22.541	184	0	184	18.647	4.078	22.725	18.647	137.521	156.168
Total	1.686	28.493	30.179	47.197	1.563.577	1.610.774	491.718	83.351	575.070	120.316	208.300	328.616	612.034	291.652	903.686	660.916	1.883.722	2.544.638	
Other goods	19. Wood and cork	0	0	0	4.996	0	4.996	5.439	1.578	7.017	14	0	14	5.453	1.578	7.031	10.448	1.578	12.027
	26. Paper and pulp	0	0	0	0	0	0	5.692	26.812	32.504	222	3	225	5.914	26.816	32.730	5.914	26.816	32.730
	31. Machinery, tools and spares	0	0	0	0	0	0	31.442	5.675	37.117	17.375	14.945	32.320	48.817	20.620	69.437	48.817	20.620	69.437
	34. Rest of goods	0	0	0	0	0	0	74.348	28.974	103.322	9.375	5.302	14.677	83.724	34.276	117.999	83.724	34.276	117.999
Total	0	0	0	4.996	0	4.996	116.922	63.039	179.961	26.986	20.250	47.236	143.907	83.290	227.197	148.903	83.290	232.192	
Vehicles and trasport elements	32. Motor vehicles and parts	0	0	0	0	0	0	6.004	876	6.880	21.134	5.930	27.064	27.138	6.806	33.943	27.138	6.806	33.943
	38. Ro-ro traffic tare weights	0	0	0	0	0	0	0	0	0	81.982	112.277	194.259	81.982	112.277	194.259	81.982	112.277	194.259
	39. Container tare	0	0	0	0	0	0	251.742	233.455	485.196	0	0	0	251.742	233.455	485.196	251.742	233.455	485.196
	Total	0	0	0	0	0	0	257.746	234.330	492.076	103.116	118.207	221.323	360.862	352.538	713.399	360.862	352.538	713.399
Total	629.900	625.117	1.255.017	345.897	1.868.405	2.214.301	1.051.975	455.814	1.507.789	272.721	360.751	633.472	1.324.696	816.565	2.141.261	2.300.493	3.310.087	5.610.580	

En este cuadro NO se incluyen los avituallamientos, pesca fresca, tráfico interior, transbordo, tránsito terrestre y control aduanero.

4.3.7.3. CLASSIFICATION OF GOODS CLASSIFICATION BY NATURE

	Goods	Domestic			Foreign			Total		
		Loaded	Unloaded	Total	Loaded	Unloaded	Total	Loaded	Unloaded	Total
Energetic	1. Petroleum	0	0	0	0	0	0	0	0	0
	2. Fuel-oil	0	0	0	0	0	0	0	0	0
	3. Gas-oil	73	73	146	0	0	0	73	73	146
	4. Gasoline	0	0	0	0	0	0	0	0	0
	6. Other petroleum products	43	43	85	0	0	0	43	43	85
	7. Energetic petroleum gases	0	0	0	0	0	0	0	0	0
	12. Coals and coke	113	113	225	0	0	0	113	113	225
	35. Natural gas and others	0	0	0	0	0	0	0	0	0
	51. Biofuel	69.513	61.069	130.582	102.873	53.677	156.550	172.386	114.746	287.131
Total	69.741	61.297	131.038	102.873	53.677	156.550	172.614	114.974	287.588	
Iron and steel	8. Iron mineral	0	0	0	0	0	0	0	0	0
	10. Other minerals	369	371	740	0	0	0	369	371	740
	11. Iron scraps	2.427	2.410	4.837	0	0	0	2.427	2.410	4.837
	13. Iron products	794	795	1.589	5	5	11	799	800	1.600
	36. Others metallurgic products	793	793	1.587	0	0	0	793	793	1.587
	Total	4.383	4.369	8.752	5	5	11	4.389	4.375	8.763
Non-metal minerals	25. Salt	0	0	0	0	0	0	0	0	0
	52. Others minerals	1.624	1.623	3.248	0	0	0	1.624	1.623	3.248
	Total	1.624	1.623	3.248	0	0	0	1.624	1.623	3.248
Fertilizers	14. Phosphates	0	0	0	0	0	0	0	0	0
	15. Potash	23	23	45	0	0	0	23	23	45
	16. Natural and artificial fertilizers	94	94	188	10.805	7.304	18.109	10.899	7.398	18.297
Total	117	117	233	10.805	7.304	18.109	10.921	7.420	18.342	
Chemical	17. Chemical products	5.320	5.124	10.444	6	6	12	5.326	5.130	10.456
	Total	5.320	5.124	10.444	6	6	12	5.326	5.130	10.456

	Goods	Domestic			Foreign			Total		
		Loaded	Unloaded	Total	Loaded	Unloaded	Total	Loaded	Unloaded	Total
Building materials	5. Asphalt	75	73.924	73.999	452.166	375.004	827.170	452.242	448.928	901.170
	18. Cement and clinker	1.443	1.341	2.784	0	0	0	1.443	1.341	2.784
	20. Building materials	16.204	15.922	32.126	70	70	139	16.274	15.992	32.266
	Total	17.723	91.187	108.910	452.236	375.074	827.310	469.959	466.261	936.220
Stockbreeding and feeding products	21. Cereals and their flours	1.428	1.453	2.881	30.618	18.817	49.435	32.046	20.270	52.316
	22. Soybean	9	9	19	0	0	0	9	9	19
	23. Fruits and vegetables	236	236	473	0	0	0	236	236	473
	24. Wines, drinks and spirits	11.728	11.870	23.597	27	5	32	11.755	11.875	23.630
	27. Tinned food	201	201	403	6	6	12	207	207	415
	28. Tobacco, coffe	325	326	650	0	0	0	325	326	650
	29. Oils	3.043	1.344	4.387	0	0	0	3.043	1.344	4.387
	30. Oher foods	8.938	9.027	17.965	2	2	3	8.939	9.028	17.968
	33. Frozen fish	0	64	64	0	0	0	0	64	64
	37. Animal feed and fodde	4.009	4.078	8.087	0	0	0	4.009	4.078	8.087
Total	29.918	28.608	58.526	30.653	18.830	49.483	60.570	47.438	108.009	
Other goods	19. Wood and cork	1.367	1.360	2.727	22	22	44	1.389	1.382	2.771
	26. Paper and pulp	3.743	3.656	7.399	0	0	0	3.743	3.656	7.399
	31. Machinery, tools and spares	2.214	2.254	4.468	81	3.597	3.677	2.295	5.851	8.146
	34. Rest of goods	17.880	18.062	35.942	186	199	386	18.066	18.261	36.327
	Total	25.204	25.332	50.536	289	3.818	4.107	25.493	29.150	54.643
Vehicles and trasport elements	32. Motor vehicles and parts	167	167	334	58	58	116	225	225	450
	38. Ro-ro traffic tare weights	0	0	0	0	0	0	0	0	0
	39. Container tare	19.358	19.486	38.844	357	361	718	19.715	19.847	39.562
	Total	19.525	19.653	39.178	415	419	834	19.940	20.072	40.012
Total	173.554	237.311	410.865	597.282	459.133	1.056.415	770.836	696.444	1.467.280	

This table does NOT include victualling, fresh fish, inland traffic, transhipment, land transit and customs control. The goods in transit in this table are included as shipped and unloaded in the following tables above (4.3.1/2/3/4, 4.3.7.1 y 4.3.7.2.A/B).

4.3.7.4.CLASSIFICATION BY NATURE AND PACKAGING

	Goods	Liquid bulks			Dry bulks			General cargo in containers			General cargo			Total general cargo			Total		
		Loaded	Unloaded	Total	Loaded	Unloaded	Total	Loaded	Unloaded	Total	Loaded	Unloaded	Total	Loaded	Unloaded	Total	Loaded	Unloaded	Total
Energetic	1. Petroleum	0	0	0	0	0	0	0	0	0	0	0	0	0	0	0	0	0	0
	2. Fuel-oil	0	0	0	0	0	0	0	0	0	0	0	0	0	0	0	0	0	0
	3. Gas-oil	0	0	0	0	0	0	73	73	146	0	0	0	73	73	146	73	73	146
	4. Gasoline	0	0	0	0	0	0	0	0	0	0	0	0	0	0	0	0	0	0
	6. Other petroleum products	0	0	0	0	0	0	43	43	85	0	0	0	43	43	85	43	43	85
	7. Energetic petroleum gases	0	0	0	0	0	0	0	0	0	0	0	0	0	0	0	0	0	0
	12. Coals and coke	0	0	0	0	0	0	113	113	225	0	0	0	113	113	225	113	113	225
	35. Natural gas and others	0	0	0	0	0	0	0	0	0	0	0	0	0	0	0	0	0	0
	51. Biofuel	172.336	114.696	287.032	0	0	0	50	50	99	0	0	0	50	50	99	172.386	114.746	287.131
	Total	172.336	114.696	287.032	0	0	0	278	278	555	0	0	0	278	278	555	172.614	114.974	287.588
Iron and steel	8. Iron mineral	0	0	0	0	0	0	0	0	0	0	0	0	0	0	0	0	0	0
	10. Other minerals	0	0	0	0	0	0	369	371	740	0	0	0	369	371	740	369	371	740
	11. Iron scraps	0	0	0	0	0	0	2.427	2.410	4.837	0	0	0	2.427	2.410	4.837	2.427	2.410	4.837
	13. Iron products	0	0	0	0	0	0	799	800	1.600	0	0	0	799	800	1.600	799	800	1.600
	36. Others metallurgic products	0	0	0	0	0	0	793	793	1.587	0	0	0	793	793	1.587	793	793	1.587
	Total	0	0	0	0	0	0	4.389	4.375	8.763	0	0	0	4.389	4.375	8.763	4.389	4.375	8.763
Non-metal minerals	25. Salt	0	0	0	0	0	0	0	0	0	0	0	0	0	0	0	0	0	0
	52. Others minerals	0	0	0	0	0	0	1.624	1.623	3.248	0	0	0	1.624	1.623	3.248	1.624	1.623	3.248
	Total	0	0	0	0	0	0	1.624	1.623	3.248	0	0	0	1.624	1.623	3.248	1.624	1.623	3.248
Fertilizers	14. Phosphates	0	0	0	0	0	0	0	0	0	0	0	0	0	0	0	0	0	0
	15. Potash	0	0	0	0	0	0	23	23	45	0	0	0	23	23	45	23	23	45
	16. Natural and artificial fertilizers	0	0	0	10.805	7.304	18.109	94	94	188	0	0	0	94	94	188	10.899	7.398	18.297
	Total	0	0	0	10.805	7.304	18.109	117	117	233	0	0	0	117	117	233	10.921	7.420	18.342
Chemical	17. Chemical products	0	0	0	0	0	5.326	5.130	10.456	0	0	0	5.326	5.130	10.456	5.326	5.130	10.456	
	Total	0	0	0	0	0	5.326	5.130	10.456	0	0	0	5.326	5.130	10.456	5.326	5.130	10.456	

	Goods	Liquid bulks			Dry bulks			General cargo in containers			General cargo			Total general cargo			Total		
		Loaded	Unloaded	Total	Loaded	Unloaded	Total	Loaded	Unloaded	Total	Loaded	Unloaded	Total	Loaded	Unloaded	Total	Loaded	Unloaded	Total
Building materials	5. Asphalt	452.166	448.853	901.020	0	0	0	75	75	150	0	0	0	75	75	150	452.242	448.928	901.170
	18. Cement and clinker	0	0	0	0	0	0	1.443	1.341	2.784	0	0	0	1.443	1.341	2.784	1.443	1.341	2.784
	20. Building materials	0	0	0	0	0	0	16.274	15.992	32.266	0	0	0	16.274	15.992	32.266	16.274	15.992	32.266
	Total	452.166	448.853	901.020	0	0	0	17.793	17.408	35.200	0	0	0	17.793	17.408	35.200	469.959	466.261	936.220
Stockbreeding and feeding products	21. Cereals and their flours	0	0	0	30.606	18.806	49.412	1.440	1.465	2.905	0	0	0	1.440	1.465	2.905	32.046	20.270	52.316
	22. Soybean	0	0	0	0	0	0	9	9	19	0	0	0	9	9	19	9	9	19
	23. Fruits and vegetables	0	0	0	0	0	0	236	236	473	0	0	0	236	236	473	236	236	473
	24. Wines, drinks and spirits	0	0	0	0	0	0	11.755	11.875	23.630	0	0	0	11.755	11.875	23.630	11.755	11.875	23.630
	27. Tinned food	0	0	0	0	0	0	207	207	415	0	0	0	207	207	415	207	207	415
	28. Tobacco, coffe	0	0	0	0	0	0	325	326	650	0	0	0	325	326	650	325	326	650
	29. Oils	1.686	0	1.686	0	0	0	1.357	1.344	2.701	0	0	0	1.357	1.344	2.701	3.043	1.344	4.387
	30. Oher foods	0	0	0	0	0	0	8.939	9.028	17.968	0	0	0	8.939	9.028	17.968	8.939	9.028	17.968
	33. Frozen fish	0	0	0	0	0	0	0	64	64	0	0	0	0	64	64	0	64	64
	37. Animal feed and fodde	0	0	0	0	0	0	4.009	4.078	8.087	0	0	0	4.009	4.078	8.087	4.009	4.078	8.087
Total	1.686	0	1.686	30.606	18.806	49.412	28.279	28.633	56.911	0	0	0	28.279	28.633	56.911	60.570	47.438	108.009	
Other goods	19. Wood and cork	0	0	0	0	0	0	1.389	1.382	2.771	0	0	0	1.389	1.382	2.771	1.389	1.382	2.771
	26. Paper and pulp	0	0	0	0	0	0	3.743	3.656	7.399	0	0	0	3.743	3.656	7.399	3.743	3.656	7.399
	31. Machinery, tools and spares	0	0	0	0	0	0	2.294	2.335	4.629	0	3.516	3.517	2.295	5.851	8.146	2.295	5.851	8.146
	34. Rest of goods	0	0	0	0	0	0	18.016	18.223	36.239	50	38	88	18.066	18.261	36.327	18.066	18.261	36.327
	Total	0	0	0	0	0	0	25.442	25.596	51.038	51	3.554	3.605	25.493	29.150	54.643	25.493	29.150	54.643
Vehicles and trasport elements	32. Motor vehicles and parts	0	0	0	0	0	0	225	225	450	0	0	0	225	225	450	225	225	450
	38. Ro-ro traffic tare weights	0	0	0	0	0	0	0	0	0	0	0	0	0	0	0	0	0	0
	39. Container tare	0	0	0	0	0	0	19.715	19.847	39.562	0	0	0	19.715	19.847	39.562	19.715	19.847	39.562
	Total	0	0	0	0	0	0	19.940	20.072	40.012	0	0	0	19.940	20.072	40.012	19.940	20.072	40.012
Total	626.188	563.549	1.189.737	41.411	26.109	67.520	103.186	103.231	206.417	51	3.554	3.605	103.236	106.785	210.022	770.836	696.444	1.467.280	

4.4. LOCAL TRAFFIC

Loaded	Unloaded	Total
		0
		0

4.5. SUPPLIES

Supplies	Tons
Liquid fuels	22.751
Water	88.365
Ice	4.365
Provisiones	0
Others	26
Total	115.507

4.6. FISH CAPTURES

Type	Weight (kg)	Value in first sale (euros)
Molusk	981.329,84	5.540.433,36
Crustacean	328.841,27	2.838.560,30
Fishes	10.885.639,01	39.264.396,07
Others	4.074,00	18.220,50
Total fish caught	12.199.884,12	47.661.610,23

4.7. CONTAINER TRAFFIC
4.7.1 20 FEET CONTAINERS

		Domestic		Foreign		Total	
		Number	Tons	Number	Tons	Number	Tons
Loaded	Full	6.591	122.274	3.028	70.823	9.619	193.097
	Empty	1.840	4.952	53	115	1.893	5.067
	Total	8.431	127.227	3.081	70.938	11.512	198.165
Unloaded	Full	2.874	57.102	79	1.067	2.953	58.169
	Empty	6.249	17.370	1.241	2.701	7.490	20.071
	Total	9.123	74.472	1.320	3.768	10.443	78.240
Total		17.554	201.699	4.401	74.706	21.955	276.405

4.7.2. CONTAINERS OVER 20 FEET

		Domestic		Foreign		Total	
		Number	Tons	Number	Tons	Number	Tons
Loaded	Full	34.164	664.232	7.927	182.576	42.091	846.808
	Empty	1.190	5.323	422	1.680	1.612	7.002
	Total	35.354	669.555	8.349	184.255	43.703	853.810
Unloaded	Full	8.762	187.703	1.487	33.037	10.249	220.739
	Empty	27.577	147.115	2.298	9.719	29.875	156.834
	Total	36.339	334.818	3.785	42.756	40.124	377.574
Total		71.693	1.004.373	12.134	227.011	83.827	1.231.384

4.7.3. TOTAL CONTAINERS EQUAL AND OVER 20 FEET

		Domestic		Foreign		Total	
		Number	Tons	Number	Tons	Number	Tons
Loaded	Full	40.755	786.507	10.955	253.398	51.710	1.039.905
	Empty	3.030	10.275	475	1.795	3.505	12.070
	Total	43.785	796.782	11.430	255.193	55.215	1.051.975
Unloaded	Full	11.636	244.805	1.566	34.104	13.202	278.909
	Empty	33.826	164.485	3.539	12.420	37.365	176.905
	Total	45.462	409.290	5.105	46.524	50.567	455.814
Total		89.247	1.206.072	16.535	301.717	105.782	1.507.789

4.7.4. CONTAINERS EQUAL AND OVER 20 FEET IN TRANSIT

		Domestic		Foreign		Total	
		Number	Tons	Number	Tons	Number	Tons
Loaded	Full	5.057	101.657	106	829	5.163	102.486
	Empty	182	697	1	2	183	699
	Total	5.239	102.354	107	831	5.346	103.186
Unloaded	Full	5.066	101.650	107	825	5.173	102.475
	Empty	193	754	1	2	194	756
	Total	5.259	102.404	108	827	5.367	103.231
Total		10.498	204.759	215	1.658	10.713	206.417

4.7.5. TOTAL EQUIVALENT 20 FEET CONTAINERS (TEUS)

		Domestic		Foreign		Total	
		Number	Tons	Number	Tons	Number	Tons
Loaded	Full	79.302	786.507	19.861	253.398	99.163	1.039.905
	Empty	4.278	10.275	943	1.795	5.221	12.070
	Total	83.580	796.782	20.804	255.193	104.384	1.051.975
Unloaded	Full	21.055	244.805	3.361	34.104	24.416	278.909
	Empty	65.087	164.485	5.984	12.420	71.071	176.905
	Total	86.142	409.290	9.345	46.524	95.487	455.814
Total		169.722	1.206.072	30.148	301.717	199.870	1.507.789

4.7.6. EQUIVALENT 20 FEET CONTAINERS (TEUS) IN TRANSIT

		Domestic		Foreign		Total	
		Number	Tons	Number	Tons	Number	Tons
Loaded	Full	8.441	101.657	177	829	8.618	102.486
	Empty	320	697	1	2	321	699
	Total	8.761	102.354	178	831	8.938	103.186
Unloaded	Full	8.472	101.650	177	825	8.649	102.475
	Empty	344	754	1	2	345	756
	Total	8.816	102.404	178	827	8.994	103.231
Total		17.577	204.759	356	1.658	17.933	206.417

4.7.7. CONTAINERISED GOODS CLASSIFIED BY NATURE, TONS

	Goods	Domestic			Foreign			Total		
		Loaded	Unloaded	Total	Loaded	Unloaded	Total	Loaded	Unloaded	Total
Energetic	1. Petroleum	0	0	0	0	0	0	0	0	0
	2. Fuel-oil	764	8.795	9.558	8.530	0	8.530	9.293	8.795	18.088
	3. Gas-oil	73	1.939	2.012	0	0	0	73	1.939	2.012
	4. Gasoline	1.534	0	1.534	0	0	0	1.534	0	1.534
	6. Other petroleum products	2.927	206	3.133	22	0	22	2.949	206	3.155
	7. Energetic petroleum gases	764	0	764	0	0	0	764	0	764
	12. Coals and coke	159	137	296	276	0	276	435	137	572
	35. Natural gas and others	66	0	66	0	0	0	66	0	66
	51. Biofuel	851	76	927	71	0	71	921	76	998
	Total	7.138	11.153	18.291	8.898	0	8.898	16.036	11.153	27.189
Iron and steel	8. Iron mineral	2	0	2	0	0	0	2	0	2
	10. Other minerals	418	677	1.096	219	227	445	637	904	1.541
	11. Iron scraps	2.427	12.117	14.544	0	0	0	2.427	12.117	14.544
	13. Iron products	3.730	2.487	6.217	3.571	324	3.895	7.301	2.811	10.112
	36. Others metallurgic products	1.897	890	2.787	3.177	0	3.177	5.074	890	5.964
	Total	8.474	16.171	24.646	6.966	550	7.517	15.441	16.722	32.162
Non-metal minerals	25. Salt	1.006	0	1.006	154	0	154	1.160	0	1.160
	52. Others minerals	3.130	2.431	5.561	437	23	460	3.567	2.454	6.021
	Total	4.136	2.431	6.567	591	23	613	4.727	2.454	7.181
Fertilizers	14. Phosphates	0	0	0	0	0	0	0	0	0
	15. Potash	23	23	45	0	0	0	23	23	45
	16. Natural and artificial fertilizers	1.051	94	1.145	7.869	1.102	8.971	8.920	1.196	10.116
Total	1.073	117	1.190	7.869	1.102	8.971	8.943	1.218	10.161	
Chemical	17. Chemical products	28.209	9.080	37.289	76.257	10.739	86.996	104.466	19.820	124.285
	Total	28.209	9.080	37.289	76.257	10.739	86.996	104.466	19.820	124.285

	Goods	Domestic			Foreign			Total		
		Loaded	Unloaded	Total	Loaded	Unloaded	Total	Loaded	Unloaded	Total
Building materials	5. Asphalt	136	156	292	0	0	0	136	156	292
	18. Cement and clinker	7.091	1.341	8.432	0	0	0	7.091	1.341	8.432
	20. Building materials	26.119	21.854	47.973	2.631	375	3.006	28.750	22.229	50.979
	Total	33.346	23.351	56.697	2.631	375	3.006	35.977	23.726	59.704
Stockbreeding and feeding products	21. Cereals and their flours	29.382	1.453	30.835	7.043	12	7.055	36.426	1.465	37.890
	22. Soybean	460	9	470	0	0	0	460	9	470
	23. Fruits and vegetables	63.645	39.662	103.307	3.795	128	3.922	67.440	39.789	107.230
	24. Wines, drinks and spirits	41.143	13.777	54.920	35.573	8.082	43.655	76.717	21.859	98.576
	27. Tinned food	14.554	306	14.860	28.414	55	28.469	42.968	361	43.329
	28. Tobacco, coffe	3.795	412	4.206	281	122	402	4.075	533	4.608
	29. Oils	7.306	1.632	8.939	17.965	160	18.125	25.271	1.792	27.064
	30. Oher foods	212.616	9.426	222.042	6.049	462	6.511	218.665	9.888	228.553
	33. Frozen fish	1.234	649	1.882	0	2.927	2.927	1.234	3.575	4.809
	37. Animal feed and fodde	16.239	4.078	20.317	2.224	0	2.224	18.463	4.078	22.541
Total	390.374	71.405	461.779	101.344	11.947	113.291	491.718	83.351	575.070	
Other goods	19. Wood and cork	5.125	1.506	6.632	314	72	385	5.439	1.578	7.017
	26. Paper and pulp	5.534	26.812	32.346	158	0	158	5.692	26.812	32.504
	31. Machinery, tools and spares	26.874	5.381	32.256	4.568	293	4.861	31.442	5.675	37.117
	34. Rest of goods	69.654	26.575	96.228	4.695	2.399	7.094	74.348	28.974	103.322
	Total	107.187	60.275	167.462	9.735	2.764	12.499	116.922	63.039	179.961
Vehicles and trasport elements	32. Motor vehicles and parts	5.855	797	6.652	149	79	228	6.004	876	6.880
	38. Ro-ro traffic tare weights	0	0	0	0	0	0	0	0	0
	39. Container tare	210.989	214.510	425.499	40.753	18.945	59.697	251.742	233.455	485.196
	Total	216.844	215.307	432.150	40.902	19.024	59.926	257.746	234.330	492.076
Total	796.782	409.290	1.206.072	255.193	46.524	301.717	1.051.975	455.814	1.507.789	

4.8. GENERAL SUMMARY OF MARITIME TRAFFIC

4.8.1. GENERAL CHART NUMBER 1

Item		Partial tons	Total tons
Liquid bulks	Oil products	928.223	
	Natural gas	0	
	Other liquid	326.795	
	Total		1.255.017
Dry bulks	Total	2.226.778	2.226.778
	General cargo	2.141.261	2.141.261
Local traffic	Total	0	0
	Supplies	22.751	
Supplies	Rest	92.756	
	Total		115.507
Fresh fish	Total	12.200	12.200
	Total	5.750.763	5.750.763

4.8.2. GENERAL CHART NUMBER 2 (Local traffic, supplies and fresh fish, included)

Item	Tons
Goods loaded	2.416.000
Goods unloaded	3.322.287
Goods transhipped	12.477
Total	5.750.763

Supplies: included unloaded goods.

Fresh fish: included unloaded goods.

Local traffic: included loaded and unloaded goods. By operation.

4.8.3. OVERVIEW TABLE 3

Item		Partial tons	Total tons
Foreign trade	Import	Graneles líquidos	58.917
		Graneles sólidos	1.597.940
		Mercancía general	40.197
		Total	1.697.054
	Expor	Graneles líquidos	242
		Graneles sólidos	240.470
Mercancía general		217.436	
Total	458.148		
National commerce	Total	1.348.204	1.348.204
Goods in transit	Total	1.427.718	1.427.718
Goods transhipped	Total	12.477	12.477
Tares of equipment	Total	679.456	679.456
Fresh fish, supplies and local traffic	Total	127.707	127.707
Total			5.750.763

4.9. HINTERLAND TRAFFIC

Transport system used for hinterland connections from or to port area	Loaded on vessel	Unloaded from vessel	Total
Railway	156.332	16.905	173.237
Road	1.373.325	2.596.738	3.970.063
Pipe	0	0	0
Others	0	0	0
No land transport	770.836	708.921	1.479.757
Total goods by transport	2.300.493	3.322.564	5.623.057
Fishing, supplies and local traffic	115.507	12.200	127.707
Total	2.416.000	3.334.764	5.750.763



5.1. QUAY UTILIZATION. TONS

Quay or berth		Loading	Unloading	Transit	Total
C-0134- Cabezuela Oeste	General cargo		406		406
	Dry bulk	283.057	1.602.199	67.520	1.952.776
	Liquid bulk			109.348	109.348
C-0141- Cabezuela Oeste Instalación. Especial de granel líquido	Liquid bulk	957	2.648	81.541	85.146
C-0143- Cabezuela Sur	General cargo		376		376
	Dry bulk	21.429	64.906		86.335
	Liquid bulk		24.555	796.545	821.100
C-0144- Cabezuela Sur Instalación especial de granel líquido	Liquid bulk	242		188.335	188.577
C-0574- Dragados OFF-SHORE	General cargo	4	6.273		6.277
C-0575- Navantia Puerto Real	General cargo	960	6.547		7.507
X-0010- La Galeona	General cargo	2.598			2.598
X-0011- Reina Sofía	General cargo	784.112	305.420	206.455	1.295.988
X-0021- Alfonso XIII	General cargo	138	1	50	189
X-0032- Ciudad	General cargo	0	2		2
X-0051- Marqués de Comillas	General cargo	896	376		1.272
X-0053- Marqués de Comillas Rampa N°1	General cargo	1.099	345		1.443
X-0054- Marqués de Comillas Rampa N°2	General cargo	556	1.940		2.496
X-0056- Marqués de Comillas Rampa N°3	General cargo	9.539	16.405		25.944
X-0057- De La Libertad	General cargo	314.803	277.763		592.566
X-0059- Diego Fdo. Montañes	General cargo	2.598			2.598
X-0060- De La Libertad Rampa N°4	General cargo	103.940	93.761		197.701
X-0511- Navantia Cádiz Dique Seco	General cargo	0	5		5
	General cargo		0		0
Z-0092- Poniente	Liquid bulk		32.365	1.686	34.051
Z-0093- Poniente Instalación Especial (Harinera)	Dry bulk		175.190		175.190
Z-0102- Ribera Polivalente	General cargo	217	161	3.516	3.894
	Liquid bulk	2.514	2.000	12.283	16.796
Total		1.529.657	2.613.643	1.467.280	5.610.580



PORT UTILIZATION

5.2. BASINS

N° of funded boats	177
G.T. of funded boats	2.978.761
G.T. for funding days	4.324.557

5.3. POINTING MOORING

N° of moored ships	0
G.T. of moored ships	0
G.T. for mooring days	0

5.4. DOCKS

N° of boats docked	1.720
Linear docking meters (sum of lengths)	268.255
Linear meters for berthing days	999.413

5.5. AREA UTILIZATION

Zone	Uncovered (m ² /day)	Transit (m ² /day)	Totals
Cádiz			
Dock area	505.468	1.065	506.533
El Puerto de Santa María			
Dock area	402.505	11.616	414.121
La Cabezueta - Puerto Real			
Dock area	730.651	163.377	894.028
Zona Franca			
Dock area	172.387		172.387
Totales	1.811.011	176.058	1.987.069

5.6.1. MECHANICAL SHORE EQUIPMENT

Zone	Crane	Crane tons	Number of cranes	Hours	Tons
Mobile of stevedoring companies					
La Cabezuela Puerto Real	CM2PC8	500	1	1.331	613.850
	CM4PC8	500	1	838	457.400
	CM5PC4	550	1	1.469	655.198
	CM6PC4	550	1	100	38.399
	Total			3.738	1.764.847
Zona Franca	ZM1PC6	150	1	83	18.812
	ZM2PCZ	30	1	0	0
	Total			83	18.812
Others mobiles with hook					
La Cabezuela Puerto Real	CM2PG8	500	1	0	0
	CM4PG8	500	1	5	500
	CM5PG4	550	1	0	0
	Total			5	500
Cranes for hire with grab					
La Cabezuela Puerto Real	CM2AC8	500	1	31	15.681
	CM4AC8	500	1	155	71.978
	CM5ACD	550	1	20	15.782
	Total			206	103.441
Grúas en alquiler, con gancho					
La Cabezuela Puerto Real	CM2AG8	500	1	0	0
	CM4AG8	500	1	6	360
	CM5AGD	550	1	0	0
	Total			6	360
Total cranes				4.038	1.887.960

Zone	Crane	Crane tons	Hours
External mobile cranes			
La Cabezuela Puerto Real	EX1	< 10T	130
	EX2	10-15T	10
	EX3	16-20T	0
	EX4	> 20t	39
El Puerto de Santa María	EX1	< 10T	54
	EX2	10-15T	2
	EX3	16-20T	20
	EX4	> 20t	98
Cádiz	EX1	< 10T	806
	EX2	10-15T	161
	EX3	16-20T	63
	EX4	> 20t	200
Zona Franca	EX1	< 10T	184
	EX2	10-15T	157
	EX3	16-20T	54
	EX4	> 20t	101
Total cranes			2.079

5.6.2. SPECIAL FACILITIES

Installation and owner	Tons
Bituminous products (PUMA)	928.223
Cereals (Harinera Vilafranca)	165.090
Fuels (OP Trade)	275.948
Fuels (Olivia Petroleum)	14.796
Total	1.384.057

5.7. OTHERS MECHANICAL MEANS

Hours	-
-------	---

5.8. CONVEYOR BELTS AND HOPPER

Belt hours	75
Hopper hours	283
Shovel hours	411
Forklift hpurs	1
Other mechanical equipment hours	937
Total	1.707

5.9. MECHANICAL SHOVELS

Hours	411
-------	-----

5.10. MANOEUVRING TRACTION

Hours	0
-------	---

5.11. WAGONS

	0
--	---

5.12. TRUCKS

N° of trucks	25.775
--------------	--------

5.13. SCALES

N° of weights	0
Tons	0

5.14. FLOATING CRANES

	0
--	---

5.15. TUGS

Number of services	1.230
--------------------	-------

5.16. SLIP WAYS

Number of stranded	-
Stranded tons	-



6
WORKS

6.1. WORKS IN PROGRESS OR COMPLETED IN 2023

Application budget	Reference	Name of the works	Budget approved	Certified at origin	Certified during the year	State
INV.	CA-003-20	INSPECTION OF THE STATE OF PROGRESS OF THE WORK ON THE ACCESS TO THE NEW CONTAINER TERMINAL	368.230,03	304.232,77	11.492,86	In progress
INV.	CA-019-21	INTEGRAL PLAN OF SUPPLY AND SANITATION NETWORK. FECAL COLLECTORS FOURTH PHASE PROJECT IN FISHING WHARF	435.203,77	435.203,77	169.477,22	Finished
INV.	CA-028-22	COMMUNICATIONS PIPING IN REINA VICTORIA WHARF AND MARQUÉS DE COMILLAS WHARF	73.627,66	73.627,66	73.627,66	Finished
INV.	CA-073-22	CLOSING OF THE FISHING ZONE OF THE FIRST SALES WHARF IN PUERTO DE SANTA MARÍA	235.510,49	235.510,49	235.510,49	Finished
INV.	CA-074-22	ADAPTATION OF ACCESS AND IMPROVEMENT OF ENERGY EFFICIENCY OF THE MAIN OFFICES OF THE PORT AUTHORITY OF THE BAY OF CADIZ	1.017.972,07	46.674,85	46.674,85	In progress
INV.	CA-093-22	INTEGRAL PLAN OF SUPPLY AND SANITATION NETWORK. FIRST PHASE OF FECAL WATER COLLECTORS IN FREE TRADE ZONE	326.067,11	91.746,20	91.746,20	In progress
G.	CA-122-22	MAINTENANCE DREDGING CABEZUELA 23	137.387,64	137.387,64	137.387,64	Finished
G.	CA-007-23	REHABILITATION OF THE WALL CLADDING OF THE QUAY OF THE MARITIME PROMENADE OF PUERTO REAL	84.630,95	61.893,64	61.893,64	In progress
G.	CA-034-23	REHABILITATION OF THE VERTICAL FACING OF THE LOCAL WALL OF EL PUERTO DE SANTA MARÍA	179.224,88	90.220,76	90.220,76	In progress

6.2. BRIEF DESCRIPTION OF THE MOST IMPORTANT WORKS
6.2.1. WORK STARTED DURING THE YEAR

“ADAPTATION OF ACCESSES AND ENERGY EFFICIENCY IMPROVEMENT OF THE MAIN OFFICES OF THE PORT AUTHORITY OF THE BAY OF CADIZ” [Ref. CA-074-22]. The main offices of the Cadiz Bay Port Authority are located in the Plaza de España in Cadiz. The construction of the building that houses them dates back to 1968, and since then various improvements and adaptations have been made to adapt it to the different circumstances that have occurred over time.

In the last two years, energy improvement measures have been implemented, including the installation of solar panels on the roof for self-consumption of electricity. To complement them, this action includes the replacement of the metalwork of the facades, thus improving the energy efficiency of the building and, therefore, its classification.

In addition, the recent pedestrianization of the Plaza de España promoted by the City Council of Cadiz has changed the configuration of the environment and the flow of vehicles and pedestrians, so the Port Authority has included in this project the change of location of the main access to the building and the reform of its surroundings to adapt to the new configuration. Work began on November 6, 2023, and is scheduled for completion in August 2024.

The project items related to energy efficiency are financed by the POPE Program - ERDF 2021-2027, Specific Objective of the POPE Program RSO2.1 (EE): “Promoting energy efficiency and greenhouse gas emission reductions.”

“INTEGRAL PLAN OF SUPPLY AND SANITATION NETWORK. FIRST PHASE OF FECAL WATER COLLECTORS IN FREE TRADE ZONE” [Ref. CA-093-22]. The action is part of the APBC’s current plan to make the port’s sanitation networks more efficient and sustainable. This work begins the works to provide the Cadiz Free Trade Zone dock with a separate network.

The project consists of the construction of a new sewage collector in the main road of the Public Maritime Terrestrial Domain. In order to overcome the crossing of several affected services and to have sufficient height to connect to the municipal network, it has been necessary to establish a pumped section of approximately 350 m to the point of connection with the Aguas de Cádiz network, next to C.D. El Cano. Work began on October 2, 2023, with completion scheduled for June 2024.

“REHABILITATION OF THE WALL CLADDING OF THE QUAY OF THE MARITIME PROMENADE OF PUERTO REAL” [Ref. CA-007-23]. During 2016 and 2017, the Port Authority executed recovery works on what is known as Muelle de la Puntilla in Puerto Real, as well as on the land access between the piloted platform at its end and the promenade. This project consists of the rehabilitation of the walls that delimit the area around the Puntilla Pier, improving its appearance and consolidating the stones that make it up. Likewise, some lighting installations arranged in 2017 that have been vandalized will be recovered.

Work began on September 25, 2023, and is scheduled for completion in February 2024.

“REHABILITATION OF THE VERTICAL FACING OF THE LOCAL WALL OF EL PUERTO DE SANTA MARÍA” [Ref. CA-034-23]. The project consists of the rehabilitation of the vertical facing (canvas) of one of the docks on the right bank of the Guadalete River in El Puerto de Santa María. Specifically, between the abutment of the old San Alejandro bridge and the Plaza de las Galeras Reales. In this area, a project promoted by the City Council of El Puerto de Santa María is currently underway, aimed at the recovery of the river promenade. Therefore, this project completes the work in progress, improving the appearance and consolidating the sandstone and oyster stones that comprise the border of the river channeling wall.

Work began on September 25, 2023, with completion scheduled for April 2024.

6.2.2. WORK IN PROGRESS STARTED PRIOR TO 2023

“INSPECTION OF THE STATE OF PROGRESS OF THE WORK ON THE ACCESS TO THE NEW CONTAINER TERMINAL [Ref. CA-003-20]”. The purpose of the action is to inspect the condition of the access tunnel to the NCT after the water that kept it flooded has been drained. The work consists of data collection, material sampling and tests necessary to evaluate the condition of the structural elements that make up the tunnel, which suffer from certain construction defects and have suffered a long period of flooding due to a major ingress of water. These data will make it possible to define the tunnel continuity works, which will include the necessary repairs to the elements already executed. The works include the cleaning of the mud and soils that impregnate the tunnel structures, in order to be able to carry out the necessary tests on them.

The work began in November 2021 and has had to keep pace with the emergency repairs carried out in the tunnel to solve various existing water inlets, as well as other actions necessary to work safely (drainage, lighting and installation of temporary pumping systems), so it has been extended throughout the year. The main proceedings lasted until April 2023. The entire budget has not been used, and it remains in reserve for similar work that may be required in the coming months.

6.2.3. WORK STARTED AND COMPLETED DURING THE YEAR

“COMMUNICATIONS PIPING IN REINA VICTORIA WHARF AND MARQUÉS DE COMILLAS WHARF” [Ref. CA-028-22]. The action is part of the APBC’s current plan to implement safety and security measures within the port area of Cadiz, through the installation of control cameras in different locations, for which it is necessary to install new subterranean pipelines that allow the laying of the necessary wiring to comply with this measure.

The works consist of the execution of subway pipelines made up of two 110 mm diameter PEHD pipes plus a 40 mm diameter tri-tube, with 50X50 cm concrete manholes in between. It is complemented by the installation of fiberglass communications cabinets to house the fiber cable connection and camera control elements. This action connects the port access control with the metropolitan maritime terminal of Cadiz, the Estigades building and the Armas-Trasmediterránea ro-ro maritime terminal. Work began on April 27, 2023, and was completed on September 11, 2023.

“CLOSING OF THE FISHING ZONE OF THE FIRST SALES WHARF IN PUERTO DE SANTA MARÍA” [Ref. CA-073-22]. Since November 2006, the Port of the Bay of Cadiz has had a new fishing area on the left bank of the Guadalete River, in El Puerto de Santa Maria, with modern facilities in accordance with current regulations.

The constant evolution of marketing processes, the need to improve quality, traceability and safety, make the Cadiz Bay Port Authority carry out a line of investment in its fishing facilities to maintain and improve its competitiveness. Within this framework, the construction of an enclosure to delimit the fishing area of the fish market has been proposed, as a measure aimed at guaranteeing adequate traceability of the products marketed.

The work basically consists of the construction of the enclosure around the fishing facilities, which include the fish market for first sales, the freezer huts, the small and large buyers/exporters’ huts, as well as the parking area. They are complemented by the necessary access gates and a new control house for the main access point.

This action is partly financed by competitive grants for the Sustainable Development of Fisheries in Andalusia, within the framework of the European Maritime and Fisheries Fund Operational Program 2014-2020, among which are the aids for “Investments that improve the infrastructure of fishing ports, fish markets, landing sites and anchorages, including investments in waste and marine debris collection facilities” that the Ministry of Agriculture, Livestock, Fisheries and Sustainable Development of the Andalusian Regional Government published in September 2020. Work began on February 14, 2023, and was completed on September 8, 2023.

“MAINTENANCE DREDGING CABEZUELA 23” [Ref. CA-0122-22]. Port activity requires that the docks maintain the necessary depths for their operability and safety, which requires periodic maintenance dredging to eliminate silting caused by sedimentation of material from coastal dynamics.

The project in question refers to the recovery of drafts in a section of the West Pier of the dock of La Cabezueta de Puerto Real. The planned dredging volume is 9,605 m³ at a final dredging level of -13.0 m. The works started on March 25, 2023, and were completed on April 25, 2023.

6.2.4. WORKS COMPLETED DURING THE YEAR

“INTEGRAL PLAN OF SUPPLY AND SANITATION NETWORK. FECAL COLLECTORS FOURTH PHASE PROJECT IN FISHING WHARF” [Ref. CA-019-21]. The action is part of the APBC’s current plan to make the port’s sanitation networks more efficient and sustainable. This work completes the work to provide a separate network for the entire area between the Marqués de Comillas wharf and the fishing dock.

The works consist of the construction of a new sewage collector on the rear side of the Levante Quay. This action will be linked to the works carried out for the new port access through Astilleros Avenue. It includes all the connection branches to the shipowners’ premises in the area, three grease separator chambers and a sewage pumping system necessary to increase the level to the final connections. Also included are the connections with the municipal network of Aguas de Cádiz in Avda. de Astilleros. Work began on May 24, 2022, and was completed on April 6, 2023.

7

REGULAR SHIPPING LINES

7. REGULAR SHIPPING LINES

Ship agent:	CÍA. TRASMEDITERRÁNEA, S.A. Ampliación Muelle Marqués de Comillas, s/n. 11006 Cádiz
Shipping company represented:	CÍA. TRASMEDITERRÁNEA, S.A.
Ship 's type:	Ferry, Ro-Ro, Ro-ro mixt, containership
Ship 's name:	CIUDAD DE VALENCIA, VILLA DE TAZACORTE, VOLCÁN DE TENEGUÍA, CIUDAD AUTÓNOMA DE MELILLA, CIUDAD DE IBIZA
Frequently:	Two calls for a week
Ports of call:	Cádiz-Arrecife-Las Palmas de Gran Canaria-Santa Cruz de Tenerife-Santa Cruz de Las Palmas-Puerto del Rosario

Ship agent:	MEDITERRANEAN SHIPPING Co. CÁDIZ Avda. de la Ilustración, 6. 11011 CADIZ
Shipping company represented:	MEDITERRANEAN SHIPPING Co. GENEVE
Ship 's type:	Containership
Ship 's name:	WEC MONDRIAAN, WEC CORNEILLE, WEC VERMEER, WEC BOUMEESTER, TINA
Frequently:	One call for a week
Ports of call:	Cartagena-Valencia-Barcelona-Las Palmas de Gran Canaria-Santa Cruz de Tenerife-Fuerteventura-Arrecife de Lanzarote-Casablanca (Marruecos)-Cádiz

Ship agent:	CONTAINERSHIP CMA CGM, S.A.U. Avda. del Puerto, 2. 8°C. 11006 Cádiz
Shipping company represented:	CONTAINERSHIP - CMA CGM, S.A.U.
Ship 's type:	Containership
Ship 's name:	HENNEKE RAMBOW, CHRISTINA, CMA CGM GALICIA, CMA CGM MURCIA, ENSEMBLE, ELBSUN, ENCOUNTER, ENDEAVOR, LINDA.
Frequently:	One call for a week
Ports of call:	Rotterdam -Las Palmas de Gran Canaria-Santa Cruz de Tenerife-Casablanca-Cádiz-Huelva-Tilbury-Hamburgo-Le Havre

Ship agent:	LAMAIGNERE SHIPPING, S.L. Avda. Del Puerto 1- 3º C. 11006 Cádiz
Shipping company represented:	CROISEUROPE
Ship 's type:	Cruiseship
Ship 's name:	LA BELLE DE CADIX
Frequently:	One call for a week
Ports of call:	Sevilla - El Puerto de Santa María - Cádiz

Ship agent:	MILLER Y CÍA, S.A. Avda. del Puerto, 1. 6ºB. 11006 CÁDIZ
Shipping company represented:	BOLUDA CORPORACIÓN MARÍTIMA
Ship 's type:	Containership
Ship 's name:	BEATRIZ B, VERONICA B, DREAM, NIEVES B, LOLA B, CARLOTA B, CANDELA- RIA B, MEANDI, MACARENA B, ISABELLA B, SANTUCA B
Frequently:	One call for a week
Ports of call:	Sevilla-Las Palmas de Gran Canaria-Santa Cruz de Tenerife-Santa Cruz de La Palma-Arrecife-Fuerteventura-Barcelona-Alicante-Valencia-Setúbal-Leixoes- Vilagarcía de Arousa-Santander

Ship agent:	NEXT MARITIME, S.L.U. Ed. Torres de Hércules, torre B, planta 7 11379 Palmones, Los Barrios, Cádiz
Shipping company represented:	ELLERMAN CITY LINERS
Ship 's type:	Containership
Ship 's name:	KRISTIN SCHEPERS, CAPE HELLAS, HEINRICH, SC MARA, MONA LISA, BUXFA- VOURITE, WINDSWEPT, NOVA
Frequently:	One call for a week
Ports of call:	Cádiz-Aveiro-Setúbal- Teesport-Tilbury-Rotterdam



ADDRESSES OF INTEREST

PUBLIC OFFICES

	Phone	Fax	e-mail
Autoridad Portuaria (Cádiz)	956 240 400	956 240 476	cadiz@puertocadiz.com
Capitanía Marítima (Cádiz)	956 222 760	956 228 288	capitania.cadiz@mitma.es
Salvamento Marítimo - Cádiz Tráfico	9562 14 253	956 226 091	
Capitanía Marítima (PSM ^a)	956 569 198	956 561 693	jmflores@mitma.es
Aduanas (Cádiz)	956 253 432		sededesconcentrada.adu.cadiz@correo.aeat.es
Estigades (Sociedad de estiba)	956 257 861		estigades@estigades.es
Sanidad Exterior	956 989 237	956 989 238	sanidad_exterior.cadiz@correo.gob.es
Policía del puerto (Cádiz)	956 212 154	956 228 954	cadiz.pfmextdoc@policia.es
Guardia Civil del puerto (Cádiz)	956 253 370		ca-cmd-ciafiscal@guardiacivil.org
Inspección Soivre	956 210 044		cadiz.cice@comercio.mineco.es
Inspección Fito (Sanida vegetal)	956 989 230		svegetal.cadiz@correo.gob.es
Puesto de Inspección Fronterizo	956 808 827		ricardo.vallejo@correo.aeat.es
Sanidad Animal	956 989 236		sanimal.cadiz@correo.aeat.es
Consortio Zona Franca	956 290 606	956 253 500	comercial@zonafrancacadiz.com
Cámara de Comercio	956 011 000	956 250 710	info@camaracadiz.com
Real Club Náutico de Cádiz	956 213 262		nautico-cadiz@rcncadiz.es
Real Club Náutico de PSM ^a	956 852 527	956 874 400	rcnpuerto@rcnpsm.es
Puertos de Andalucía (Puerto América)	956 224 220	956 224 220	puertoamerica@eppa.es
Consortio de Transportes Bahía de Cádiz	856 100 495		usuarios@cmtbc.com

CUSTOMS AGENTS

	Address	Phone	Fax	e-mail
Altair Consultores Logísticos, S.L.	Vía de Luxemburgo, s/n Recinto Interior Zona Franca. 11011 Cádiz	660 129 702		altaircl.cad@altairclcom
Antonio Paublete Claros	Muelle Isla Verde, s/n. 11201 Algeciras	956 587 685	956 222 026	export.alg@apaublete.com
Arola Aduanas y Consignaciones, S.L.	Av. del Puerto, 2. 3º. 11006 Cádiz	956 262 241		cadaduana@arola.com
Carlos Rosell Pareja	Av. del Puerto, 1. 5ª planta. 11006 Cádiz	956 253 536	956 253 602	manuel.rosell@rosellsl.com
Carmen Herrero Maldonado	Av. del Puerto, 1. 3ª planta. 11006 Cádiz	956 286 611	956 257 732	cadiz@lamaignere.com
Cristina Gutiérrez Rubio	Glorieta de Santa Elena, 2. 3ºC 11006 Cádiz	956 272 150	956 253 332	crisgur@crisgur.com
Enrique González Merino	Av. de Andalucía, 64. 11008 Cádiz	956 274 358	956 274 458	claudio@merinocadiz.e.telefonica.net
Federico Iglesias Muñoz	Pol. Río San Pedro. C/Bolivia, 8. 11519 Pto. Real	956 479 000	956 805 135	agency@amportillo.com
Francisco de Aspe Gamero	Virgen de la Antigua, 7. 41011 Sevilla	954 270 800	954 274 676	fdeaspe@aspesevilla.com
Francisco Albides González	Plaza de la Hispanidad, 1. 11006 Cádiz	956 229 911	956 250 709	albides@albides.com
Miguel Fernández Aramburu Vélez Ceballos	Av. del Puerto, 2. 5ª planta. 11006 Cádiz	956 285 064	956 264 757	aduanas@gaggerocadiz.com
Roberto González Carrión	Edificio Atlas, módulo 12. Zona Franca 11011 Cádiz	956 073 307	956 250 403	agonzalez@cayco.es
Santiago López García	Av. del Puerto, 1. 5ª planta. 11006 Cádiz	956 265 100	956 265 102	maritima@puertodecadiz.com
Total Logistic Services, S.L.	c/ Chile, s/n. Parcela I 4 nave B6. La Cabezuela - Puerto Real.	956 567 808		cadiz@totallogistic.es

SHIP AGENTS

	Address	Phone	Fax	e-mail
Altair Shipping Agency, S.L.	Vía de Luxemburgo, s/n. Recinto interior Zona Franca. 11011 Cádiz	660 129 702		altaircl.cad@altaircl.com
A. Pérez y Cía, S.L.	Av. del Puerto,1. Edificio Trocadero. 11006 Cádiz	956 276 112	956 276 766	cadiz@perezycia.com
Agencia Marítima Condeminas Cádiz, S.A.	Av. 4 de Diciembre, 26, 1º. 11006 Cádiz	956 205 530	956 284 907	cadiz@condeminascadiz.es
Agencia Marítima Portillo Cádiz, S.L.	Pol. Río San Pedro. C/ Bolivia 8-10. 11519 Puerto Real	956 479 000	956 805 135	agency@amportillo.com
Alfaship Shipping Agency, S.L.	c/ León y Castilla, 307 1ºF. 35006 Las Palmas de Gran Canaria	928 247 978		account.lpa@alfaship.com
Baleares Consignatarios, S.L.	Estación Marítima. Muelle Alfonso XIII. 11006 Cádiz	956 210 025	956 210 017	cadiz@bcagency.net
Bernardino Abad, S.L.	C/ México, 1. 11004 Cádiz	956 228 007	956 260 301	cadiz@bernardinoabad.es
Cadiship, S.L.	Av. del Puerto, 1. 3ºH. 11006 Cádiz	956 265 325	956 280 265	cadiship@cadiship.com
Canarship, S.L.	Área del Freno. ZAL Bahía de Algeciras 11370 Los Barrios	956 589 900	956 663 045	imillan@romeuycia.com
Carbones, Comercio y Consignaciones	Av. de Finlandia, Nave 11. Zona Franca 11011 Cádiz	956 073 307	956 250 403	cadiz@cayco.es
Cía. Gaditana de Contenedores, S.L.	Alameda Apodaca, 21. 1º. 11004 Cádiz	956 221 364	956 225 201	mgutierrez@concasa-cadiz.com
Cía. Trasmediterranea, S.A.	Muelle Marqués de Comillas, s/n. 11006 Cádiz	956 292 811	956 292 814	cargacadiz@trasmediterranea.es
Consulmar	Av. del Puerto, 2. 11006 Cádiz	956 274 600	956 274 959	consucadiz@consulmar.es
Dávila Agencias y Servicios Portuarios, S.A.	Edif Atlas Modulo M-03 Recinto Interior Zona Franca. 11011 Cádiz	956 282 323	956288386	info@cadiz.mdavila.com
Ership Cádiz, S.A.	Pol. Río San Pedro. 11519 Puerto Real	956 805 012	956 805 014	al.cad@ership.com
González Gaggero Cádiz, S.A.	Av. del Puerto, 2. 5ºD. Edificio Fénix. 11006 Cádiz	956 285 258	956 286 856	aduanas@gaggerocadiz.com
Hapag Lloyd Spain, S.L.	C/ Comtal, 32. 1º. 08002 Barcelona	933 436 000		laura.delrio@service.hlag.com
Ibérica Marítima Zona Sur, S.L.	Edificio Europa, Office 8.4 Recinto Interior Zona Franca c/Vía de Francia s/n Cádiz	609 655 264		cadiz@ibericamaritima.com
Intercruises Port Operatios Spain, S.L.U.	C/ Sánchez Barcaiztegui,3-3º Derecha. 11005 Cádiz.	956 546 860	956229140	portagencycad@intercruises.com
International Ports and Shipping Services, S.L.	Muelle De Levante,16. 11006 Cádiz	956 457 841		info@intpss.com
Lamaignere Shipping, S.L.	Av. del Puerto, 1. 3ºC. 11006 Cádiz	956 286 611	956 257 732	cadiz@lamaignere.com
Marítima Bahía de Cádiz, S.L.	Av. del Puerto, 1. 5ºC. 11006 Cádiz	956 265 100	956 265 102	maritima@puertodecadiz.com
Marítima del Mediterráneo, S.A.U.	Vía de Andorra,s/n, EDIFICIO Melkart. Rec.Int. Zona Franca. 11011 Cádiz	956 266 613		opsescad@marmedsa.com

SHIP AGENTS

	Address	Phone	Fax	e-mail
MDT Cádiz Shipping Company España, S.L.U.	Pol. Industrial La Cabezueta, s/n. 11519 Puerto Real	956 479 156		mdt.cdz@gmail.com
MDT Marítima y Naval, S.A.	Pol. Industrial La Cabezueta, s/n. 11519 Puerto Real	956 998 986		mdt.cdz@gmail.com
Mediterranean Shipping Company - España Cádiz, S.A.	Av. de la Ilustración, 6. Edificio Astarte, módulo 5-6. 11011 Cádiz	956 292 050	956 292 051	esp-info@msc.com
Miller y Cía, S.A.	Av. del Puerto, 1. 6ºA	608 774 705		shipsagency.cadiz@boluda.com.es
Next Maritime, S.L.U.	P.e. Marismas De Palmones,Torres Hercules, T. B 7º. 11379 Los Barrios (Cádiz)	956 020 756		support@nextmaritime.com
Progesco Consignaciones, S.L.	Av. Juan Melgarejo, s/n. 11500 El Puerto de Santa María	956 855 851		spainprogesco@gmail.com
Romeu y Cía, S.A.	Av. del Puerto, 2. 11006 Cádiz	956 272 362	956 282 101	cadiz@romeuycia.com
Terminal Polivalente del Puerto de Cádiz, S.A.	Av. del Puerto, 1. 11006 Cádiz	956 290 909	956 263 757	tpc@tpcadiz.com
Transbull Cádiz, S.L.	Av. 4 de Diciembre, 26. 11006 Cádiz	956 280 715	956 258 659	transbull.cadiz@transbullcadiz.com
Universal Marítima, S.L.	Vía de Andorra, s/n. Edificio Melkart. Zona Franca. 11011 Cádiz	956 266 613		opscad@marmedsa.com
Vapores Suardiaz Sur-Atlántico, S.L.	Av. del Puerto, 1. 6º. 11006 Cádiz.	956 282 111		vapores.suratlantico@suardiaz.com
Wilhelmsen Ships Service Spain, S.A.U.	C/ Port de Miami, 4. Delta 1 08039 Barcelona	956 581 565		wss-alg-products@wilhelmsen.com

FORWARDERS

	Address	Phone	Fax	e-mail
Albides Transitarios, S.L.	Plaza de la Hispanidad, 1. 2ªA 11004 Cádiz	956 229 911	956 250 709	albides@albides.com
Altair Consultores Logísticos, S.L.	c/ Doctor Fleming, 51. 2ºC. 28036 Madrid	660 129 702		altaircl.cad@altaircl.com
Arola Aduanas y Consignaciones, S.L.	Av. del Puerto, 2. 3º. 11006 Cádiz	956 262 241		cadaduana@arola.com
Bernardino Abad, S.L.	C/ México,1. 11004 Cádiz	956 228 007	956 260 301	cadiz@bernardinoabad.es
Carlos Rosell. S.L.	Av. del Puerto,1. 5º. 11006 Cádiz	956 253 536		manuel.rosell@rosells.com
Europea de Expediciones, S.L.	Av. del Puerto, 2. 3ºA. 11006 Cádiz	956 206 442	956 478 561	organization@europeagroup.eu
Euro Transit Maghreb, S.L.	Av. del Puerto, 1. 5ºC. 11006 Cádiz	956 265 100	956 265 102	eurotransit@puertodecadiz.com
Job Logistic Consolidation, S.L.	Virgen de la Antigua, 28. 8ºC	954 998 124	956 265 102	juan.luz@jlclogistica.com
Marítima Bahía De Cádiz, S.L.	Av. del Puerto, 1. 5ºC. 11006 Cádiz	956 265 100	956 293 275	maritima@puertodecadiz.com
Total Logistic Cádiz, S.L.	Pol. Río San Pedro. Parcela I4 Nave B6. 11519 Puerto Real	956 567 808	956 567 809	cadiz@totallogistic.es

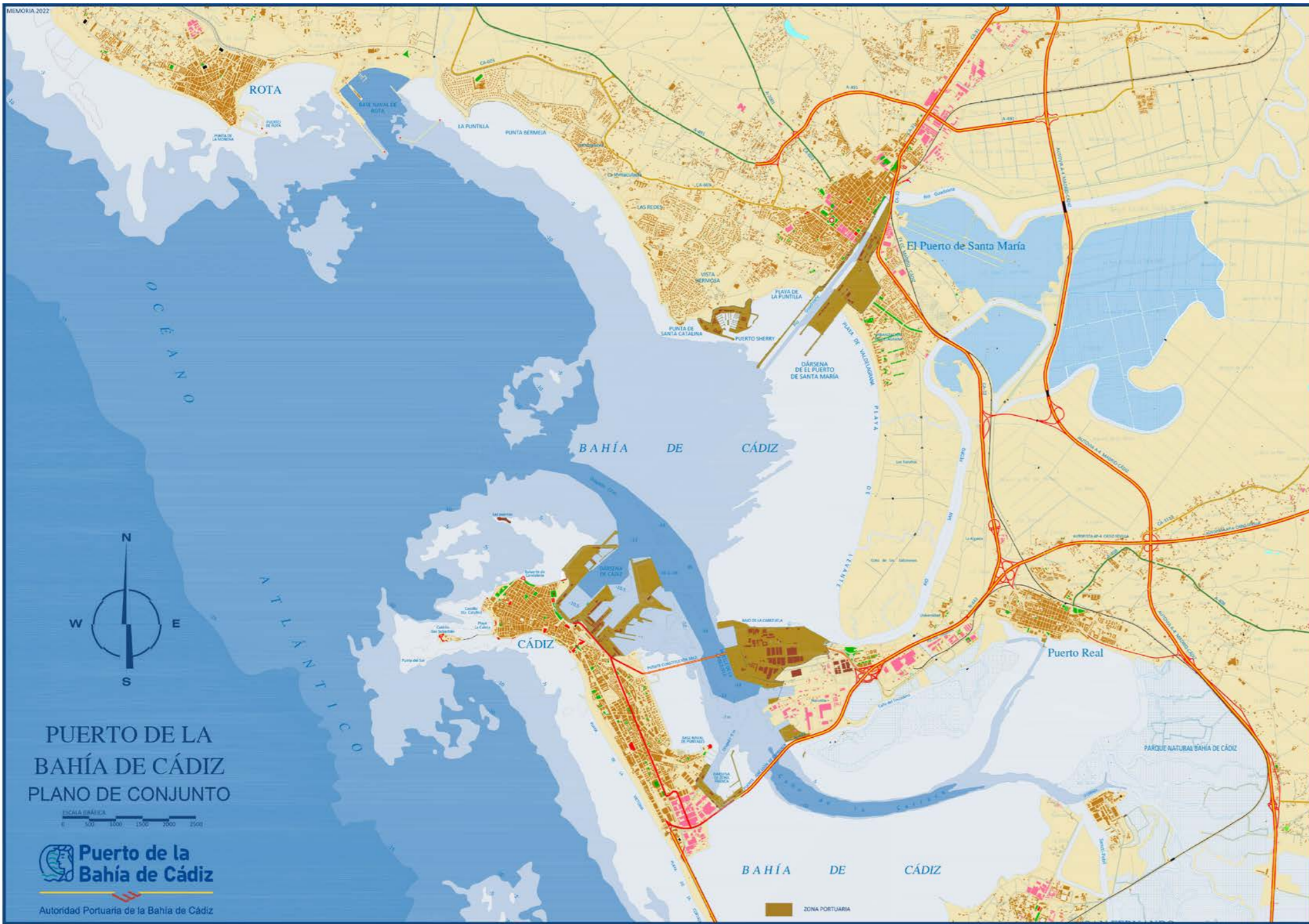
STEVEDORS

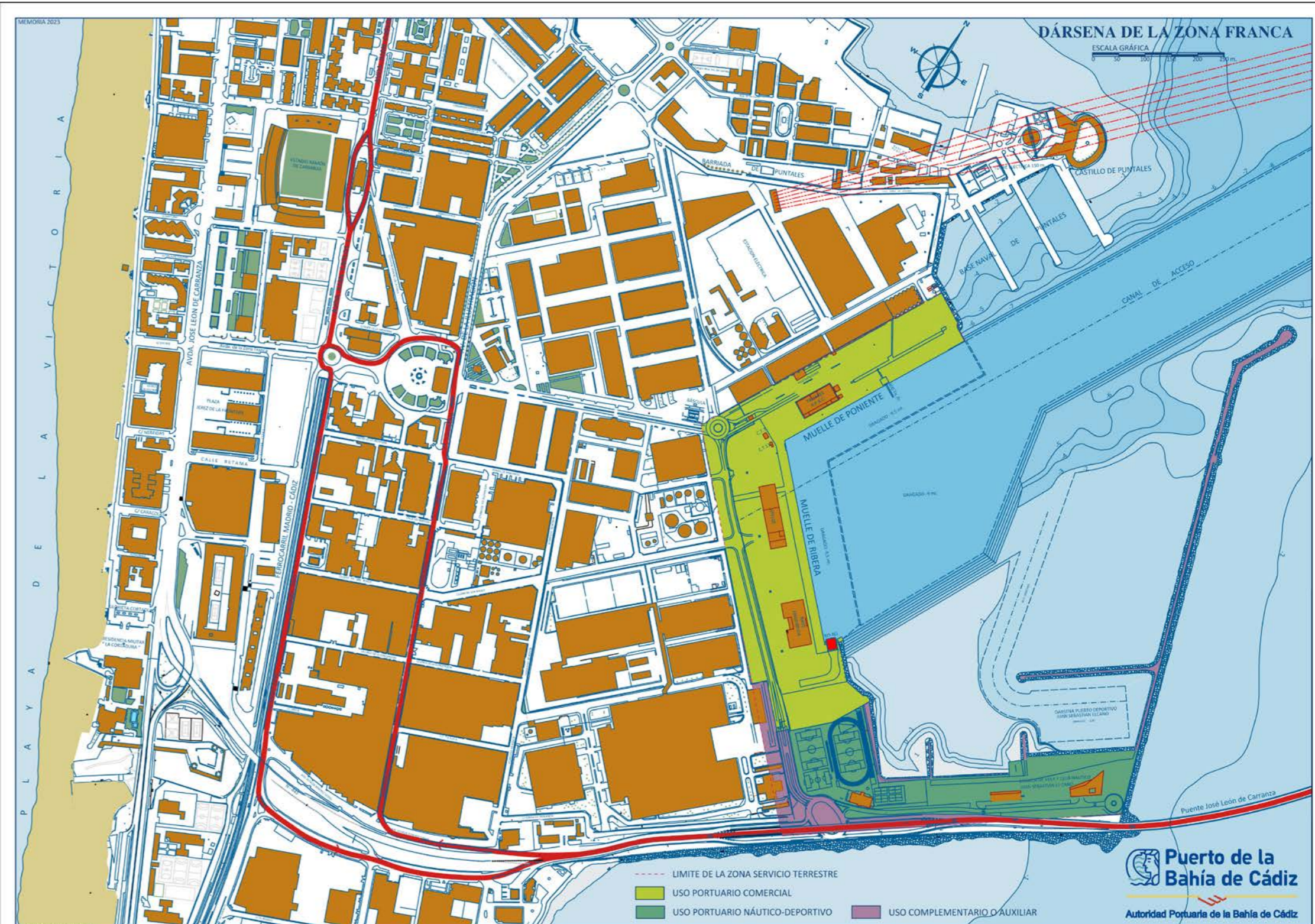
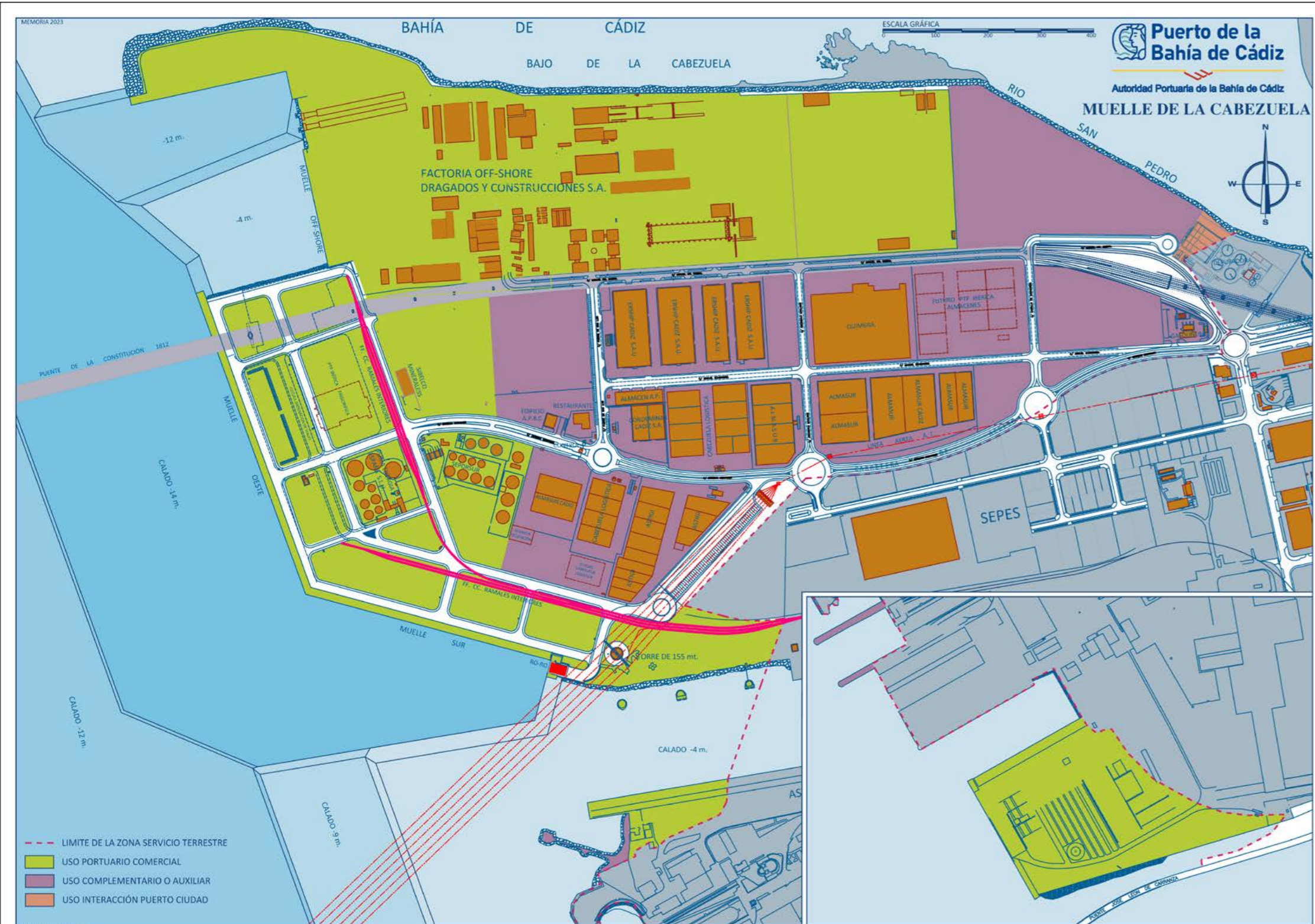
	Address	Phone	Fax	e-mail
Agencia Marítima Condeminas Cádiz, S.A.	Av. 4 de Diciembre, 26. 1º. 11006 Cádiz	956 205 530		cadiz@condeminascadiz.com
Agencia Marítima Portillo Cádiz, S.L.	Pol. Río San Pedro. C/ Bolivia, 8-10 11519 Puerto Real	956 479 000	956 805 135	agency@amportillo.com
Cía. Gaditana de Contenedores, S.L.	Alameda Apodaca, 21. 1º	956 221 364	956 225 201	mgutierrez@concasa-cadiz.com
Estibadora Gaditana, A.I.E.	Pol. Río San Pedro. C/ Bolivia, 8-10 11519 Puerto Real	956 479 000	956 805 135	agency@amportillo.com
Terminal de Carga Rodada Canarias, S.A.	Muelle Marqués de Comillas. 11006 Cádiz	956 292 811	916 619 035	cargacadiz@trasmediterranea.es
Terminal Polivalente del Puerto de Cádiz, S.A.	Av. del Puerto,1. 4ºG. 11006 Cádiz	956 290 909	956 263 757	tpc@tpcadiz.com

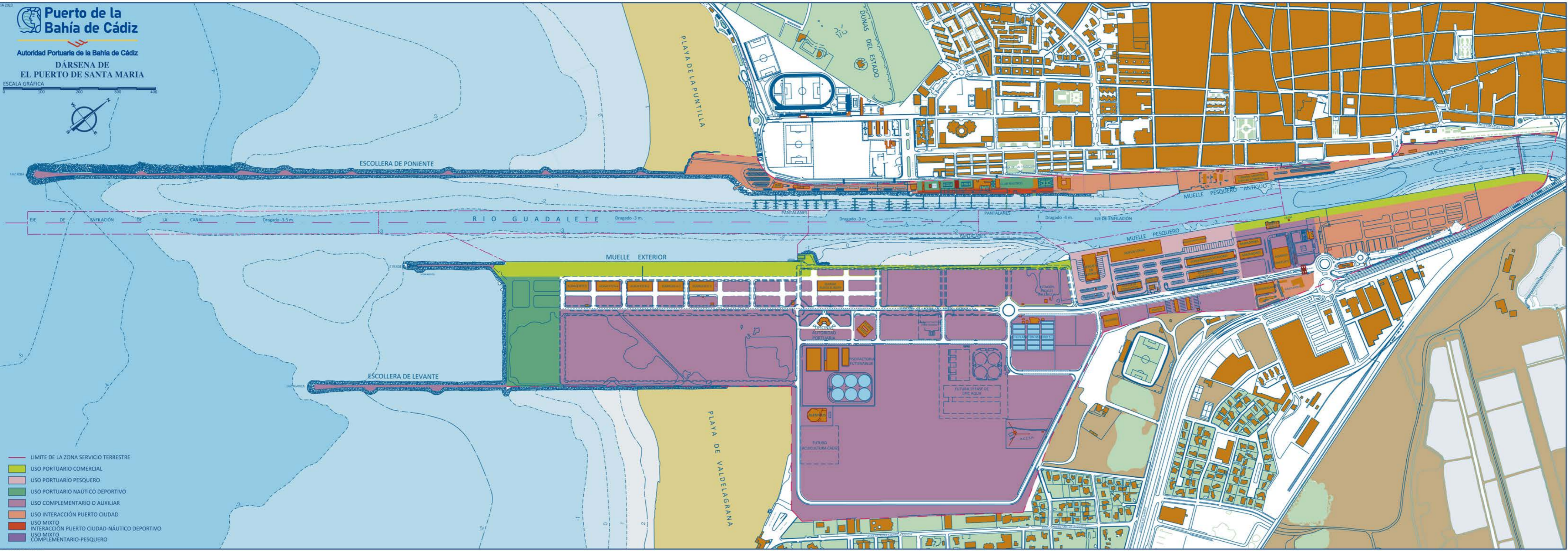
SHIP SUPPLY

	Address	Phone	Fax	e-mail
Bay Port, S.L.	C/ Pitágoras, 17 11500 El Puerto de Santa María	956 282 807	956 250 454	spain@bayport.eu
Brenntag Química	Torre de los Herberos, 10. 41703 Dos Hermanas (Sevilla)	954 919 400		jl.camina@brenntag.es
Edulaira, S.L.	Ctra. la Mojonera, 285. 04740 Roquetas de Mar (Almería)	950 326 020		edulaira@gruposhell.com
Lubricantes y Derivados del Petróleo, S.L.	C/ Gibraltar, s/n. 11011 Cádiz	956 287 757		info@lubri petrol.com
Manisur 2005, S.L.	C/ Choco. Pol. Tres Caminos. 11510 Puerto Real	956 888 601		administración@manisur.com
Marítima del Estrecho Servilog	C/ Teniente Maroto, 2. 2º. 11205 Algeciras	956 571 220		proveedores.admin@maritima.com
Marmisur, S.L.	C/ Concordia, 5. Pol. Cortijo Real. 11205 Algeciras	956 580 147	956 574 147	info@marmisur.com
Manuel Antonio Martín de Mora Pereira	C/ Corneta Soto Guerrero, 2. 2ºIzda. 11006 Cádiz	646 982 638		manolo@lacavadelsur.com
Servicios y Agentes Marítimos (Sermasa)	Pol. Palmones, 2. Apdo. 65. 11370 Los Barrios	956 677 475		sermasa.alg@sermasa.net
Seven Seas Maritime Services Spain, S.A.U.	c/ Primero de Mayo, 21. 08908 Hospitalet Llobregat (Barcelona)	934 439 797		supply.spain@sevenseasgroup.com
Sumigades, S.L.		956 284 105		sumigades@stl.logiccontrol.es
Sunitec Hispania, S.L.	Pol. Trocadero, C/ Luxemburgo,1. 11510 Puerto Real	956 280 100	956 271 514	sunitec@sunitechispania.com
Yara Iberian, S.A.	Infanta Mercedes, 31. 2º. Madrid	914 263 500		Cristobal.Balenciaga@yara.com









- LIMITE DE LA ZONA SERVICIO TERRESTRE
- USO PORTUARIO COMERCIAL
- USO PORTUARIO PESQUERO
- USO PORTUARIO NAÚTICO DEPORTIVO
- USO COMPLEMENTARIO O AUXILIAR
- USO INTERACCIÓN PUERTO CIUDAD
- USO MIXTO INTERACCIÓN PUERTO CIUDAD-NAÚTICO DEPORTIVO
- USO MIXTO COMPLEMENTARIO-PESQUERO









Portacontenedores Carlota B pasando frente al espigón Mar de Leva. Enero, 2023



Carga de astillas a buque. La Cabezuela-Puerto Real. Febrero, 2023



Amarrador en las maniobras con el ferry Villa de Tazacorte. Marzo, 2023



Mantenimiento de las balizas. Abril, 2023



Pescadores descargando la pesca en el cantil de lonja para su posterior subasta. Mayo, 2023



Estibadores en el buque portacontenedores Kristin Schepers. Junio, 2023



Buque escuela Juan Sebastián Elcano. Julio, 2023



Buque de carga de granel sólido Donna Judi en la dársena de Zona Franca. Agosto, 2023



Submarino Galerna, de la Armada Española. Septiembre, 2023



Buque de carga de granel líquido The Amigo en La Cabezuela-Puerto Real. Octubre, 2023



Crucero de lujo Emerald Azzurra atracado en el muelle Ciudad. Noviembre, 2023



Crucero Icon of the Seas. Diciembre, 2023

